



Department of  
Job and Family Services

# TANF PRC

## PRC Services Report

April - June 2011

State Fiscal Year 2011

Ohio Department of Job & Family Services

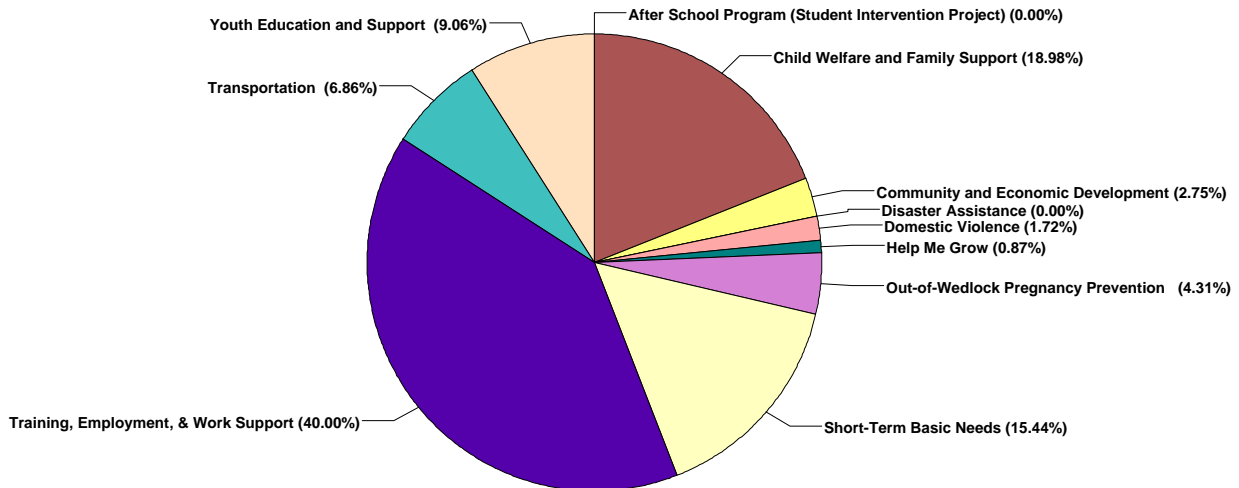
Office of Fiscal and Monitoring Services

Data Management and Reporting

Report of TANF PRC Services<sup>a</sup>  
April - June 2011

Service Category <sup>b</sup>	Avg. Population Served <sup>c</sup>	Estimated Expenditures <sup>d</sup>	Y-T-D Expenditures
After School Program (Student Intervention Project)	0	\$0	\$399,857
Child Welfare and Family Support	2,714	\$1,919,718	\$6,924,910
Community and Economic Development	-----	\$278,506	\$1,067,208
Disaster Assistance	2	\$498	\$48,898
Domestic Violence <sup>e</sup>	343	\$173,566	\$699,395
Help Me Grow	251	\$87,651	\$336,693
Out-of-Wedlock Pregnancy Prevention	4,009	\$436,196	\$1,807,449
Short-Term Basic Needs <sup>f</sup>	4,085	\$1,561,423	\$13,800,281
Training, Employment, & Work Support <sup>g</sup>	3,391	\$4,045,272	\$16,679,836
Transportation	2,108	\$693,473	\$3,904,345
Youth Education and Support	1,702	\$915,797	\$8,364,190
<b>Statewide Quarterly Total<sup>h</sup> [ PRC Soft &amp; Hard Services ]</b>	<b>18,605</b>	<b>\$10,112,100</b>	<b>\$54,033,062</b>

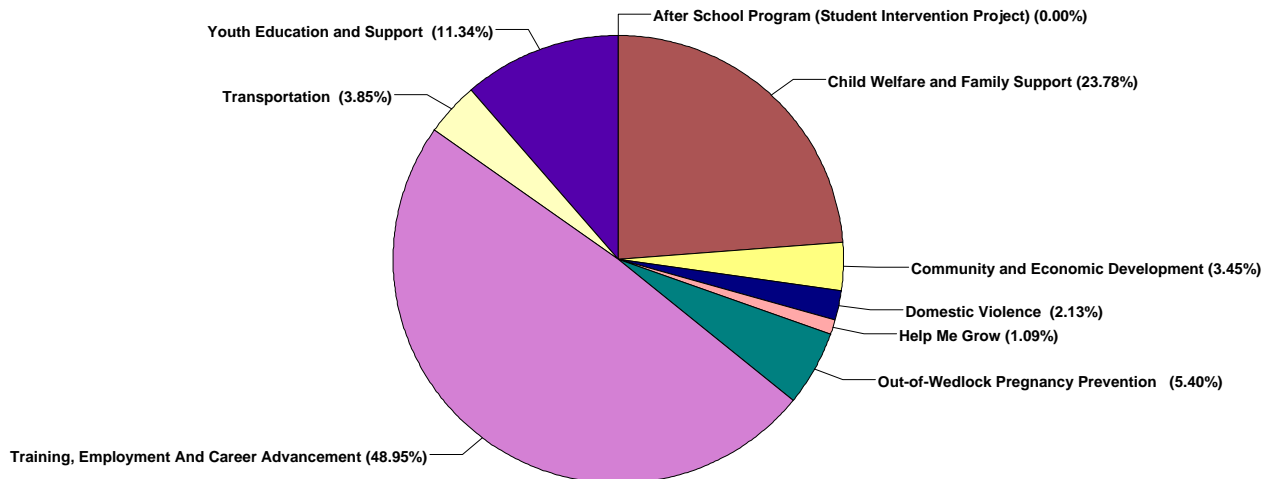
## Estimated Expenditures 4th Q - SFY 2011



**TANF PRC Soft Services <sup>i</sup>**  
**April - June 2011**

Service Category <sup>b</sup>	Avg. Population Served <sup>c</sup>	Estimated Expenditures <sup>d</sup>	Y-T-D Expenditures
After School Program (Student Intervention Project)	0	\$0	\$399,857
Child Welfare and Family Support	2,714	\$1,919,718	\$6,924,910
Community and Economic Development	-----	\$278,506	\$1,067,208
Domestic Violence <sup>e</sup>	342	\$172,066	\$697,895
Help Me Grow	251	\$87,651	\$336,693
Out-of-Wedlock Pregnancy Prevention	4,009	\$436,196	\$1,807,449
Training, Employment And Career Advancement <sup>g</sup>	3,077	\$3,951,188	\$15,825,511
Transportation	676	\$311,137	\$1,149,000
Youth Education and Support	1,702	\$915,797	\$8,364,190
<b>TANF - PRC Soft Services Quarterly Total<sup>h</sup></b> <b>[ includes OWF Support Services ]</b>	<b>12,771</b>	<b>\$8,072,259</b>	<b>\$36,572,713</b>
<b>Statewide Quarterly Total<sup>h</sup> [ PRC Soft &amp; Hard Services ]</b>	<b>18,605</b>	<b>\$10,112,100</b>	<b>\$54,033,062</b>

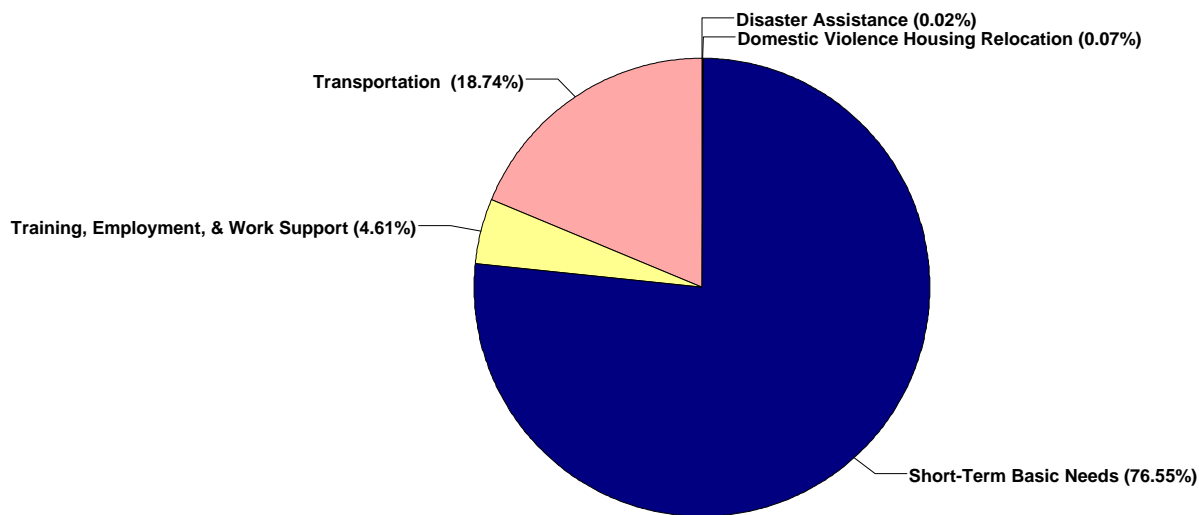
## Estimated Expenditures 4th Q - SFY 2011



TANF PRC Hard Services <sup>j</sup>  
April - June 2011

Service Category <sup>b</sup>	Avg. Population Served <sup>c</sup>	Estimated Expenditures <sup>d</sup>	Y-T-D Expenditures
Disaster Assistance	2	\$498	\$48,898
Domestic Violence Housing Relocation	1	\$1,500	\$1,500
Short-Term Basic Needs	4,085	\$1,561,423	\$13,800,281
Training, Employment, & Work Support	314	\$94,084	\$854,325
Transportation	1,432	\$382,336	\$2,755,345
<b>TANF PRC Hard Services Quarterly Total<sup>h</sup></b>	<b>5,834</b>	<b>\$2,039,841</b>	<b>\$17,460,349</b>
<b>Statewide Quarterly Total<sup>h</sup> [ PRC Soft &amp; Hard Services ]</b>	<b>18,605</b>	<b>\$10,112,100</b>	<b>\$54,033,062</b>

## Estimated Expenditures 4th Q - SFY 2011



# TANF PRC Soft & Hard Services<sup>k</sup>

April - June 2011

## Footnotes

---

- a) This table represents the combination of soft and hard services.
- b) CRIS-E service categories have been consolidated into the following six categories of hard services.  
Code definitions are available at URL: <http://www.state.oh.us/odhs/owf/prc/prcwebprt1.pdf>  
Short-term Basic Needs (clothing and shelter) - codes 01, 02, 03, 04, 11, 21, 22, 23, 27, 28, 29, 35  
Transportation (including auto expenses and auto downpayment) - codes 05, 18, 19, 32  
Training, employment and work support - codes 08, 09, 13, 14, 17, 26, 30, 31, 33, 34, 36  
Domestic Violence Housing Relocation - code 25  
Disaster Assistance - code 20
- c) Since some populations could reflect duplicate numbers served across multiple categories and/or monthly reporting periods, these numbers represent a monthly average of reported totals for the reporting period.
- d) This report was introduced in July 2001 to capture information on categories of services and populations served and estimates of the distribution of expenditures that are not captured by any other measures. Therefore, this report is not designed to correspond to ODJFS Federal Fiscal reporting.
- e) Includes "Domestic Violence Housing Relocation" from Hard Services.
- f) Includes "Diversion" from Hard Services.
- g) Represents the combination of "Training, Employment and Career Advancement" (Soft), "Transportation" (Hard) & "Training, Employment and Work Support" (Hard).
- h) Totals may not add due to rounding.
- i) Does not include non-CDJFS administered TANF carve-outs for soft services. These programs are:
1. Ohio Department of Alcohol & Drug Addiction Services/Substance Abuse Prevention and Treatment
  2. Department of Development/TANF Housing Program
  3. Ohio Department of Rehabilitation & Corrections/Children of Incarcerated Parents Program
  4. Ohio Rehabilitation Services Commission/Vocational Rehabilitation
- j) Numbers may also reflect all members of an Assistance Group, while one member may be the primary or direct recipient of service.
- k) The Prevention, Retention, Contingency (PRC) Program is an Ohio TANF funded program administered by CDJFSs.  
The PRC reporting system consists of two reporting mechanisms based on the two primary service categories of "hard" and "soft" services:
- \* PRC "hard" services are benefits having cash value that are provided to clients. These services are reported through CRIS-E at the time of service provision. The reporting categories, codes and service definitions for hard services are listed in CRIS-E/PRC Reporting Categories.
  - \* PRC "soft" services are services without cash value to the recipient (e.g., job training and education, after-school programs, etc.). Data on these services are collected through the PRC Web Reporting Tool (WRT).

Hard services data come from the CRIS-E reporting system.

Soft services data are from the PRC Web Reporting Tool (WRT).