

TANF PRC

PRC Services Report

October - December 2002

Fiscal Year 2003

Ohio Department of Job & Family Services
Office of Research, Assessment & Accountability
Bureau of Labor Market Information

Revised

Report of TANF PRC Services^a

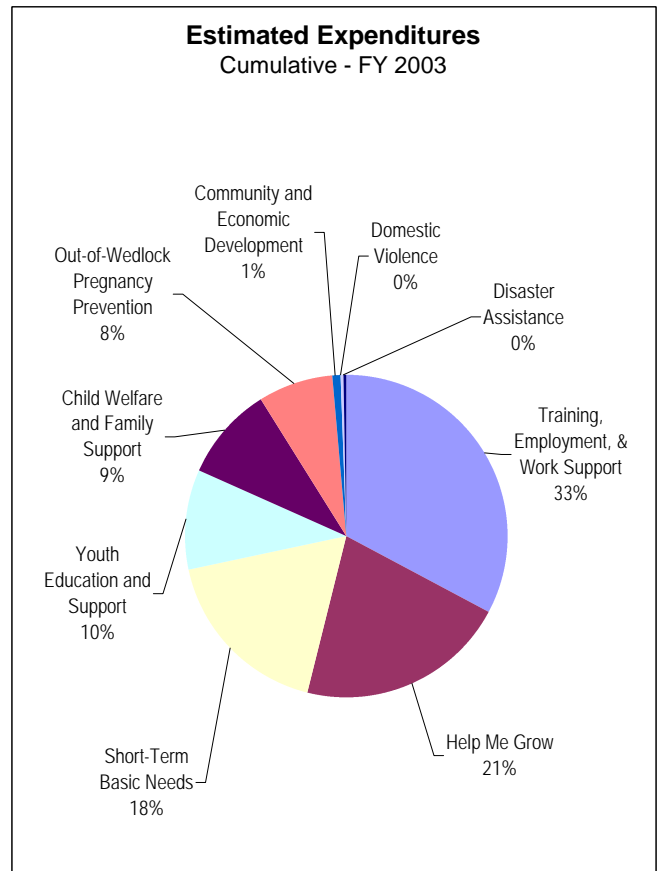
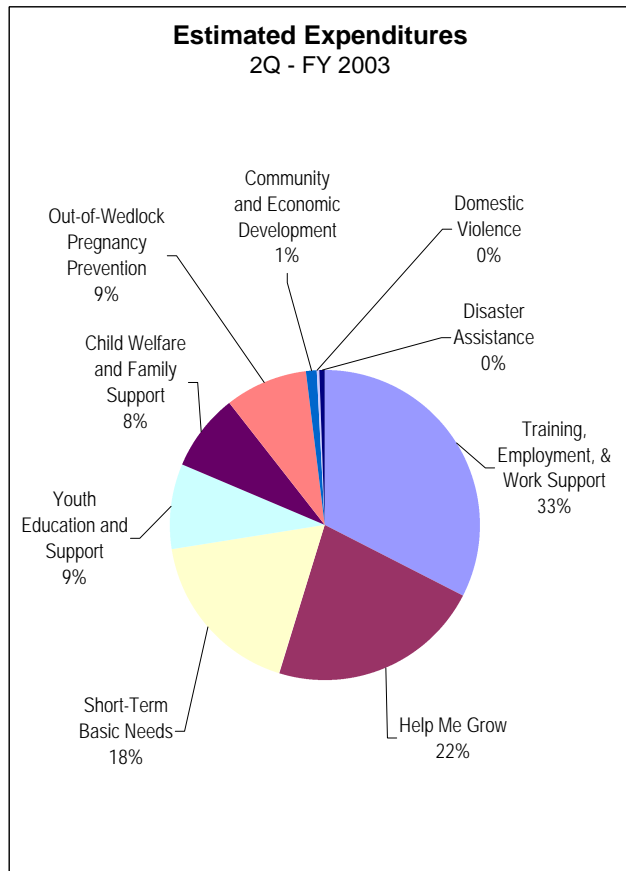
October - December 2002

Chart 1

Revised

Service Category ^b	Avg. Pop. Served ^c	Estimated Expenditures ^d	
	2nd Qtr	2nd Qtr	Fiscal Y-T-D
Training, Employment, & Work Support ^e	16,977	\$12,623,167	\$24,325,492
Help Me Grow	22,125	8,581,767	15,652,249
Short-Term Basic Needs ^f	16,869	6,909,555	12,980,651
Youth Education and Support	15,718	3,392,313	7,571,476
Child Welfare and Family Support	8,376	3,158,755	6,893,363
Out-of-Wedlock Pregnancy Prevention	25,845	3,314,035	5,577,188
Community and Economic Development	---	411,321	602,190
Domestic Violence ^g	343	143,603	243,187
Disaster Assistance	227	175,941	177,369

Statewide Total [PRC Soft & Hard Services Combined] .	106,481^h	\$38,710,457^h	\$74,023,165^h
--	----------------------------	---------------------------------	---------------------------------



* See footnotes at the end of the report.

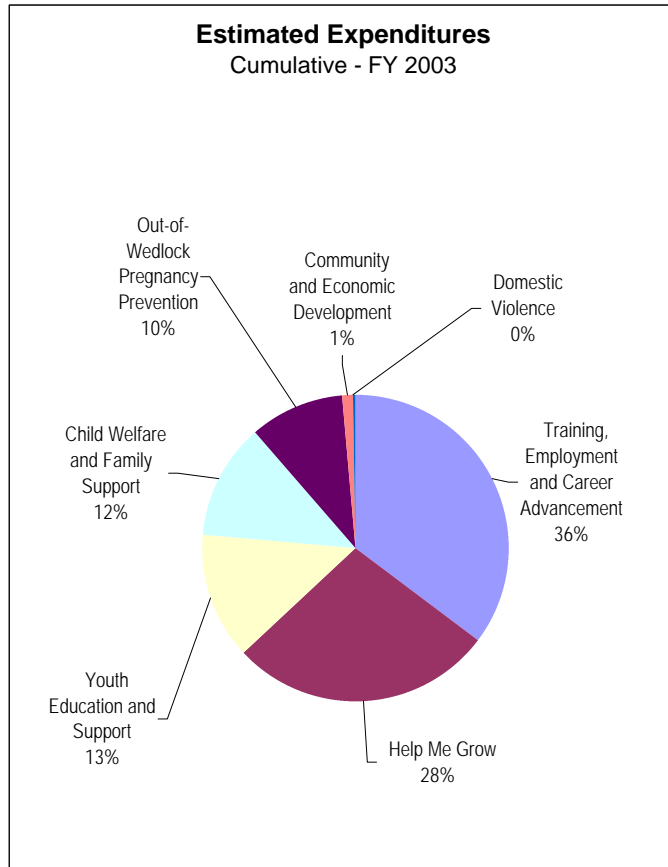
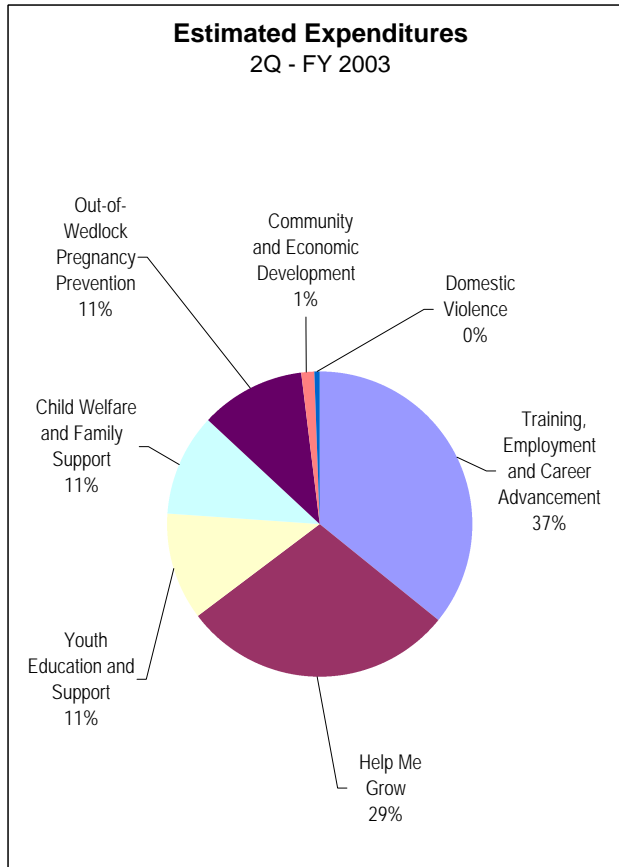
TANF PRC Soft Servicesⁱ

October - December 2002

Chart 2

Revised

Service Category	Avg. Pop. Served ^c	Estimated Expenditures ^d	
	2nd Qtr	2nd Qtr	Fiscal Y-T-D
Training, Employment and Career Advancement	12,830	\$10,567,728	\$19,909,919
Help Me Grow	22,125	8,581,767	15,652,249
Youth Education and Support	15,718	3,392,313	7,571,476
Child Welfare and Family Support	8,376	3,158,755	6,893,363
Out-of-Wedlock Pregnancy Prevention	25,845	3,314,035	5,577,188
Community and Economic Development	---	411,321	602,190
Domestic Violence	337	140,910	233,984
TANF - PRC Soft Services [includes OWF Support Services]	85,232^h	\$29,566,828^h	\$56,440,369^h
Statewide Totals [PRC Soft & Hard Services Combined] . .	106,481^h	\$38,710,457^h	\$74,023,165^h



* See footnotes at the end of the report.

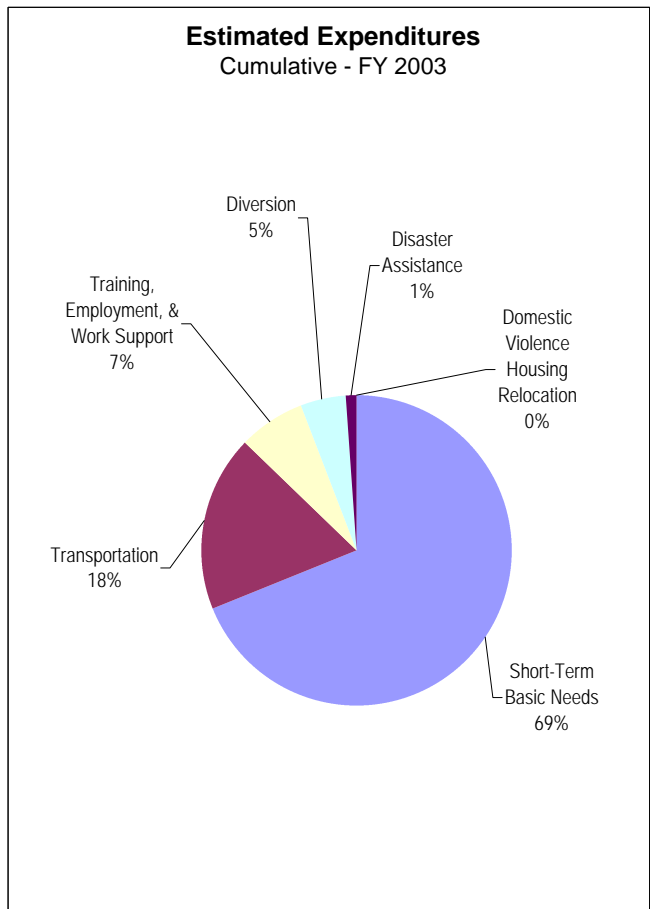
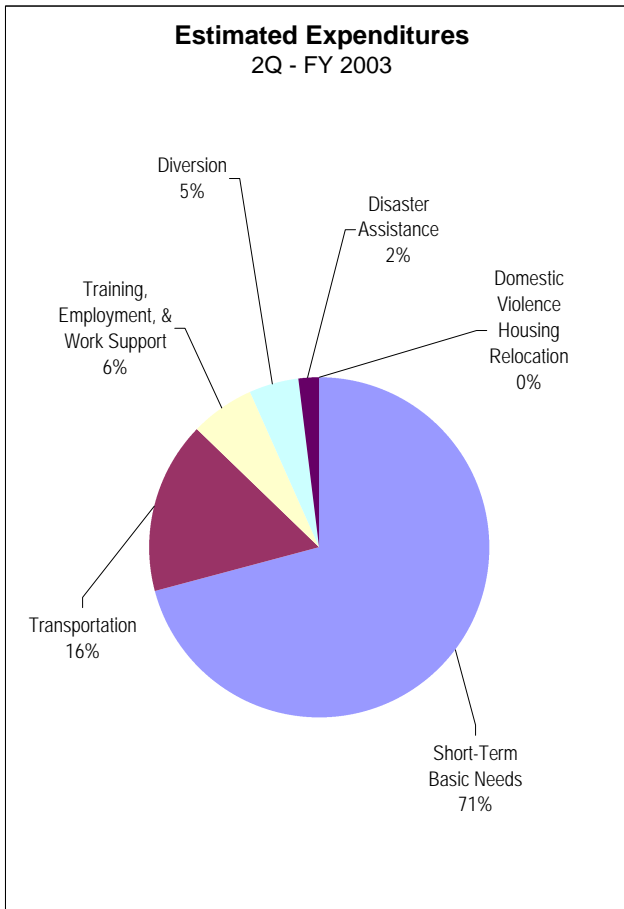
TANF PRC Hard Services^j

October - December 2002

Chart 3

Revised

Service Category ^b	Avg. Pop. Served ^c	Estimated Expenditures ^d	
	2nd Qtr	2nd Qtr	Fiscal Y-T-D
Short-Term Basic Needs	16,235	\$6,474,291	\$12,136,616
Transportation	3,050	\$1,492,608	\$3,207,329
Training, Employment, & Work Support	1,097	\$562,831	\$1,208,244
Diversion	634	\$435,264	\$844,035
Disaster Assistance	227	\$175,941	\$177,369
Domestic Violence Housing Relocation	6	\$2,693	\$9,203
TANF - PRC Hard Services	21,249^h	\$9,143,628^h	\$17,582,796^h
Statewide Totals [PRC Soft & Hard Services Combined]	106,481^h	\$38,710,457^h	\$74,023,165^h



* See footnotes at the end of the report.

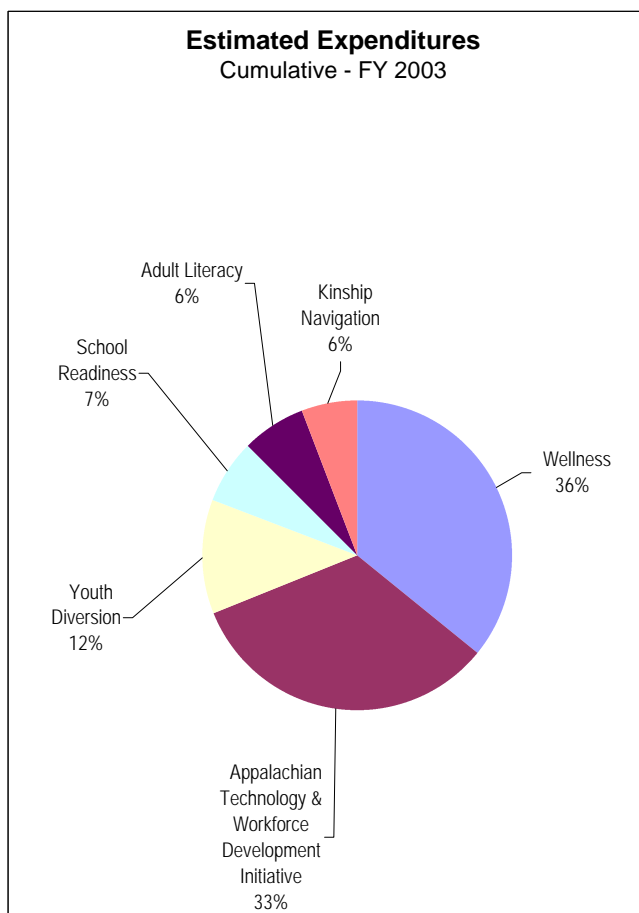
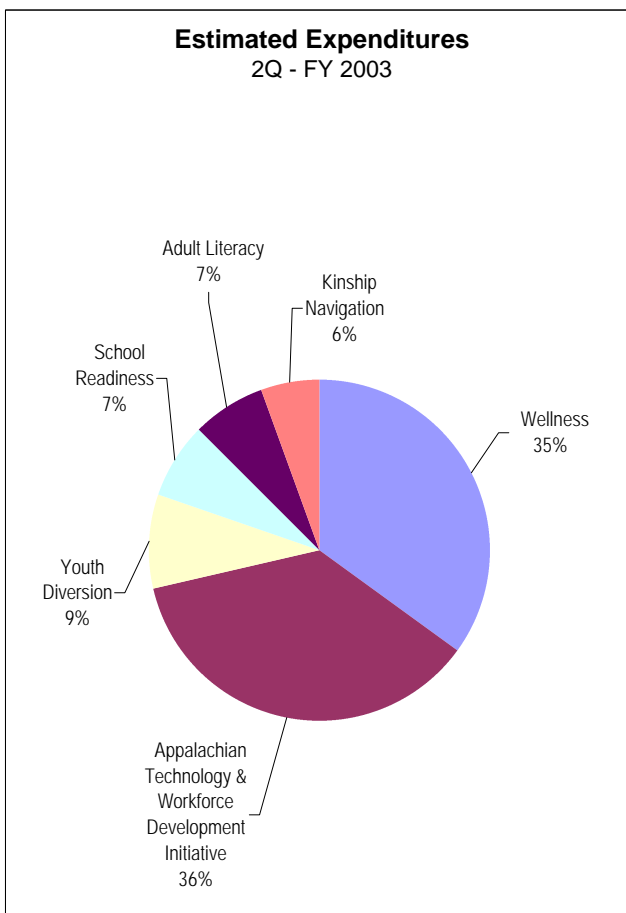
TANF PRC Separate Allocations¹

October - December 2002

Chart 4

Revised

Separate Allocation Type	Avg. Pop. Served ^c	Estimated Expenditures ^d	
	2nd Qtr	2nd Qtr	Fiscal Y-T-D
Wellness	17,836	1,858,266	\$2,981,211
Appalachian Technology & Workforce Development Initiative	966	1,932,517	\$2,750,760
Youth Diversion	1,412	464,384	\$993,100
School Readiness	5,749	386,073	\$549,959
Adult Literacy	758	366,382	\$539,530
Kinship Navigator.	1,748	300,141	\$495,053
TANF - PRC Separate Allocations Quarterly Total	28,469^h	\$5,307,763^h	\$8,309,613^h
Statewide Quarterly Total [PRC Soft & Hard Services]	106,481^h	\$38,710,457^h	\$74,023,165^h



* See footnotes at the end of the report.

TANF PRC Soft & Hard Services^k

October - December 2002

Footnotes

- a) This table represents the combination of soft and hard services.
- b) CRIS-E service categories have been consolidated into the following six categories of hard services.
Code definitions are available at URL: <http://www.state.oh.us/odhs/owf/prc/prcwebrrpt1.pdf>
Short-term Basic Needs (clothing and shelter) - codes 01, 02, 03, 04, 11, 21, 22, 23, 27, 28, 29, 35
Transportation (including auto expenses and auto downpayment) - codes 05, 18, 19, 32
Training, employment and work support - codes 08, 09, 13, 17, 26, 30, 31, 33, 34, 36
Diversion - code 14
Domestic Violence Housing Relocation - code 25
Disaster Assistance - code 20
- c) Since some populations could reflect duplicate numbers served across multiple categories and/or monthly reporting periods, these numbers represent a monthly average of reported totals for the reporting period.
- d) This report was introduced in July 2001 to capture information on categories of services and populations served and estimates of the distribution of expenditures that are not captured by any other measures. Therefore, this report is not designed to correspond to ODJFS Federal Fiscal reporting.
- e) Represents the combination of "Training, Employment and Career Advancement" (Soft), "Transportation" (Hard) & "Training, Employment and Work Support" (Hard).
- f) Includes "Diversion" from Hard Services.
- g) Includes "Domestic Violence Housing Relocation" from Hard Services.
- h) Totals may not add due to rounding.
- i) Does not include non-CDJFS administered TANF carve-outs for soft services. These programs are:
1. Department of Education / Head Start
 2. Department of Health / Family Planning
 3. Ohio Department of Alcohol & Drug Addiction Services / Substance Abuse Treatment and Mentoring
 4. Department of Development / TANF Housing Program
- j) Numbers may also reflect all members of an Assistance Group, while one member may be the primary or direct recipient of service.
- k) The Prevention, Retention, Contingency (PRC) Program is an Ohio TANF funded program administered by CDJFS's.
The PRC reporting system consists of two reporting mechanisms based on the two primary service categories of "hard" and "soft" services:
- * PRC "hard" services are benefits having cash value that are provided to clients. These services are reported through CRIS-E at the time of service provision. The reporting categories, codes and service definitions for hard services are listed in CRIS-E/PRC Reporting Categories.
 - * PRC "soft" services are services without cash value to the recipient (e.g., job training and education, after-school programs, etc.). Data on these services are collected through the PRC Web Reporting Tool (WRT).
- l) Special Allocations are included in both soft and hard services under different categories.
- Sources:
Hard services data come from the CRIS-E reporting system.
Soft services data are from the PRC Web Reporting Tool (WRT).
-