

# *TANF PRC*

## PRC Services Report

*July - September 2002*

*Fiscal Year 2003*

Ohio Department of Job & Family Services  
Office of Research, Assessment & Accountability  
Bureau of Labor Market Information

*Revised*

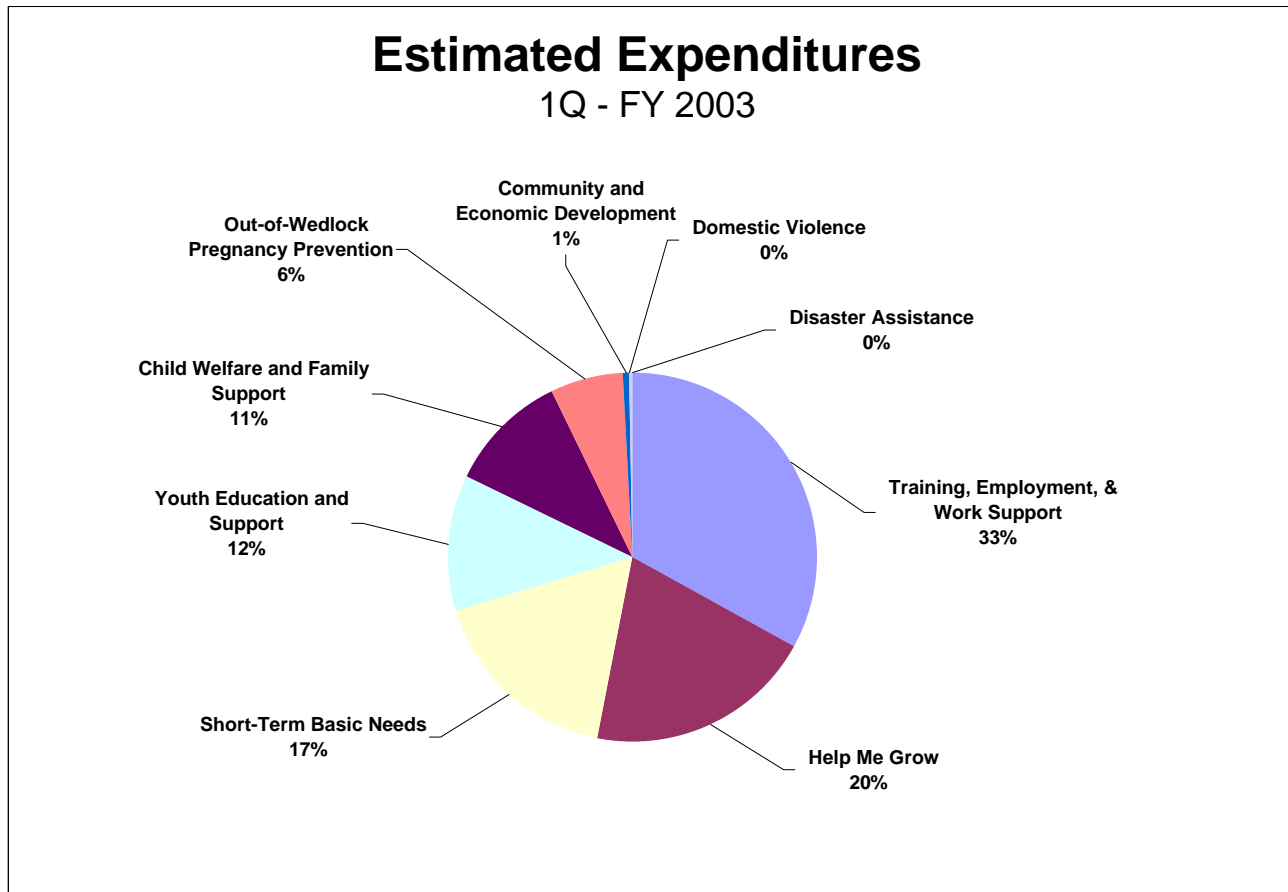
# Report of TANF PRC Services<sup>a</sup>

July - September 2002

Chart 1

Revised

Service Category <sup>b</sup>	Avg. Pop. Served <sup>c</sup>	Estimated Expenditures <sup>d</sup>
Training, Employment, & Work Support <sup>e</sup> .....	20,507	11,702,325
Help Me Grow .....	18,504	7,070,482
Short-Term Basic Needs <sup>f</sup> .....	15,759	6,071,096
Youth Education and Support .....	12,386	4,179,163
Child Welfare and Family Support .....	14,115	3,734,608
Out-of-Wedlock Pregnancy Prevention .....	24,665	2,263,153
Community and Economic Development .....	---	190,869
Domestic Violence <sup>g</sup> .....	246	99,584
Disaster Assistance .....	14	1,428
<b>Statewide Quarterly Total [ PRC Soft &amp; Hard Services ] .....</b>	<b>106,196</b>	<b>\$35,312,708 <sup>h</sup></b>



\* See footnotes at the end of the report.

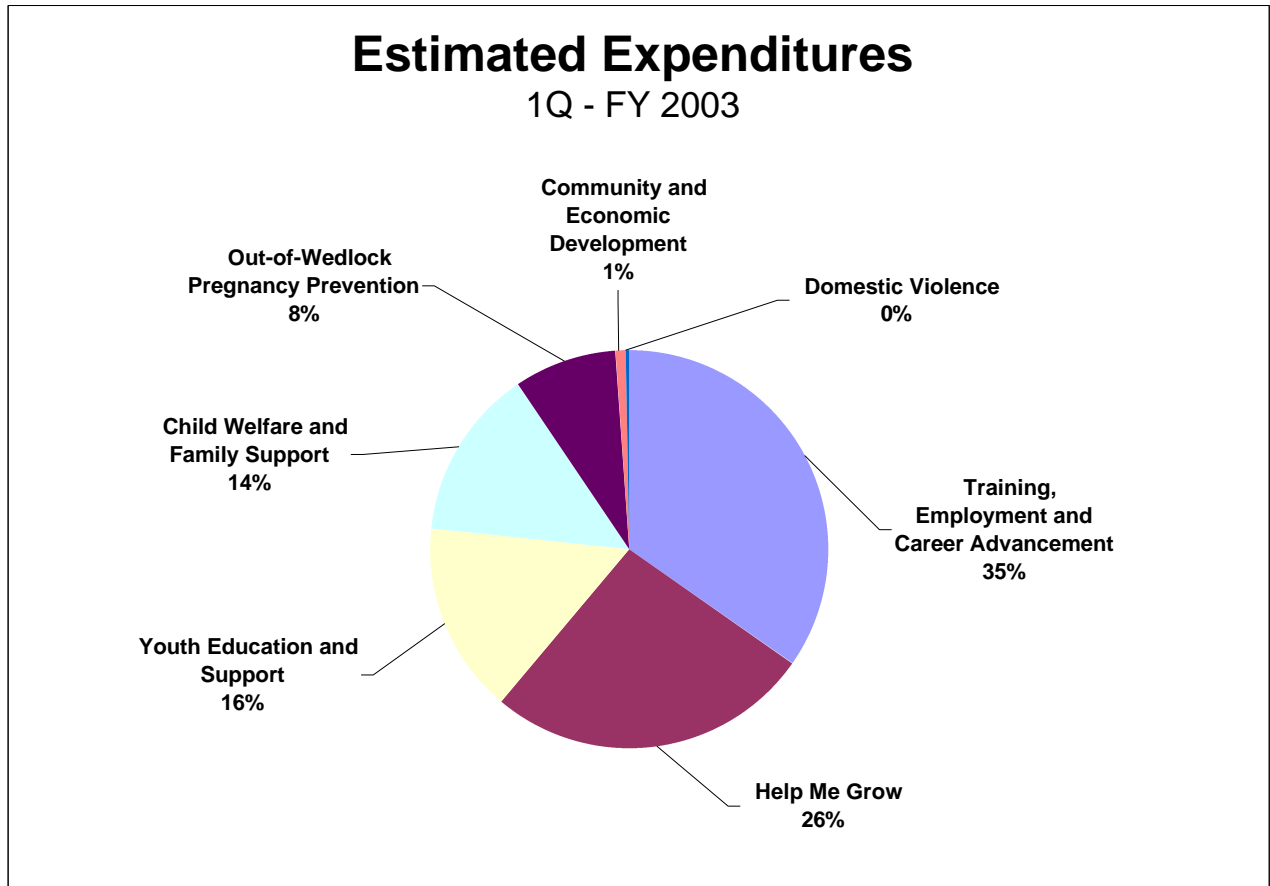
# TANF PRC Soft Services<sup>i</sup>

July - September 2002

Chart 2

Revised

Service Category	Avg. Pop. Served <sup>c</sup>	Estimated Expenditures <sup>d</sup>
Training, Employment and Career Advancement .....	16,187	\$9,342,191
Help Me Grow .....	18,504	7,070,482
Youth Education and Support .....	12,386	4,179,163
Child Welfare and Family Support .....	14,115	3,734,608
Out-of-Wedlock Pregnancy Prevention .....	24,665	2,263,153
Community and Economic Development .....	---	190,869
Domestic Violence .....	237	93,074
<b>TANF - PRC Soft Services Quarterly Total</b> .....	<b>86,095</b>	<b>\$26,873,539<sup>h</sup></b>
[ includes OWF Support Services ]		
<b>Statewide Quarterly Total [ PRC Soft &amp; Hard Services ]</b> .....	<b>106,196</b>	<b>\$35,312,708<sup>h</sup></b>



\* See footnotes at the end of the report.

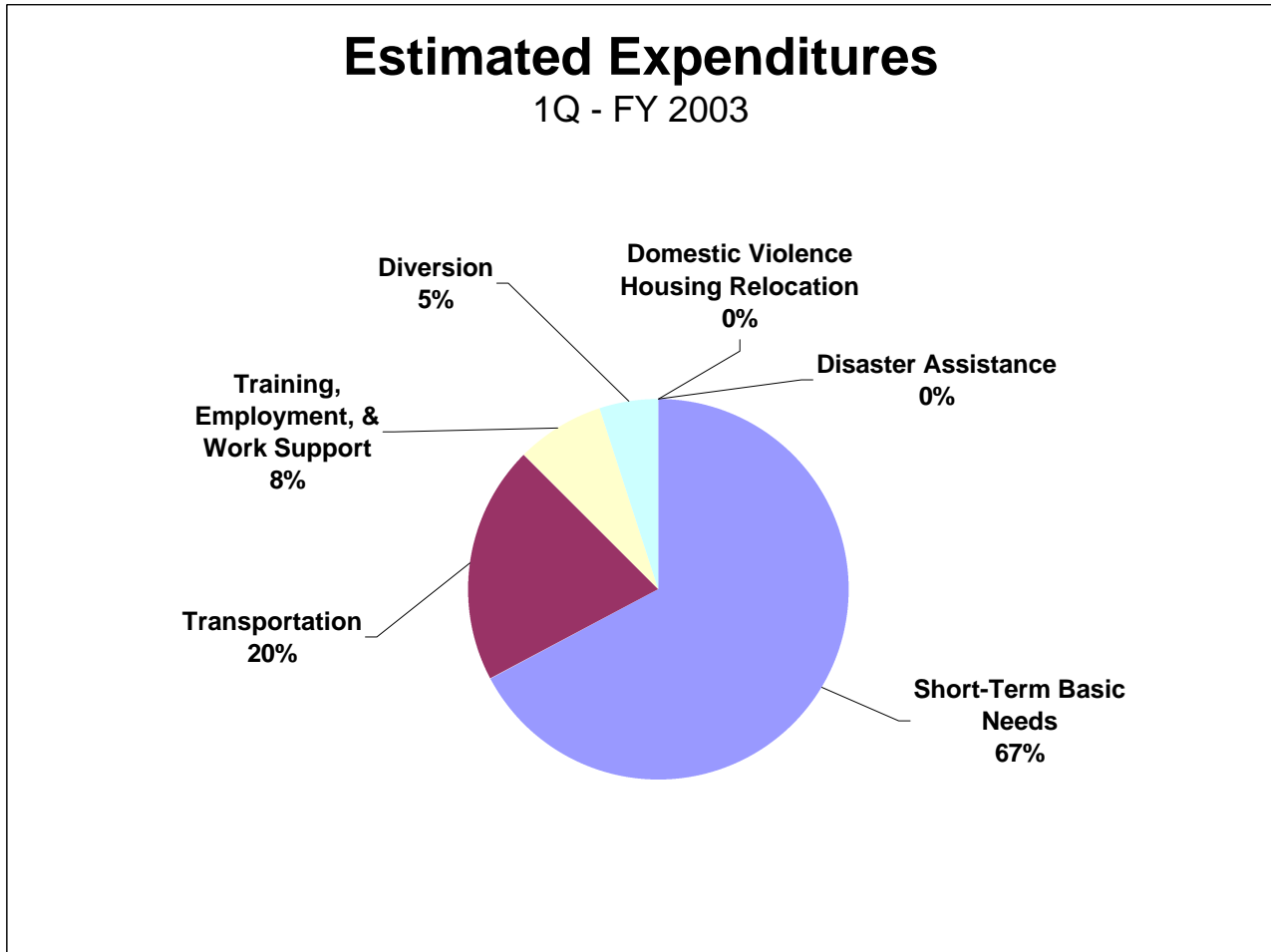
# TANF PRC Hard Services<sup>j</sup>

July - September 2002

Chart 3

Revised

Service Category <sup>b</sup>	Avg. Pop. Served <sup>c</sup>	Estimated Expenditures <sup>d</sup>
Short-Term Basic Needs .....	15,177	\$5,662,325
Transportation .....	3,350	\$1,714,721
Training, Employment, & Work Support .....	970	\$645,413
Diversion .....	582	\$408,771
Domestic Violence Housing Relocation .....	9	\$6,510
Disaster Assistance .....	14	\$1,428
<b>TANF PRC Hard Services Quarterly Total .....</b>	<b>20,102</b>	<b>\$8,439,168 <sup>h</sup></b>
<b>Statewide Quarterly Total [ PRC Soft &amp; Hard Services ] .....</b>	<b>106,196</b>	<b>\$35,312,708 <sup>h</sup></b>



\* See footnotes at the end of the report.

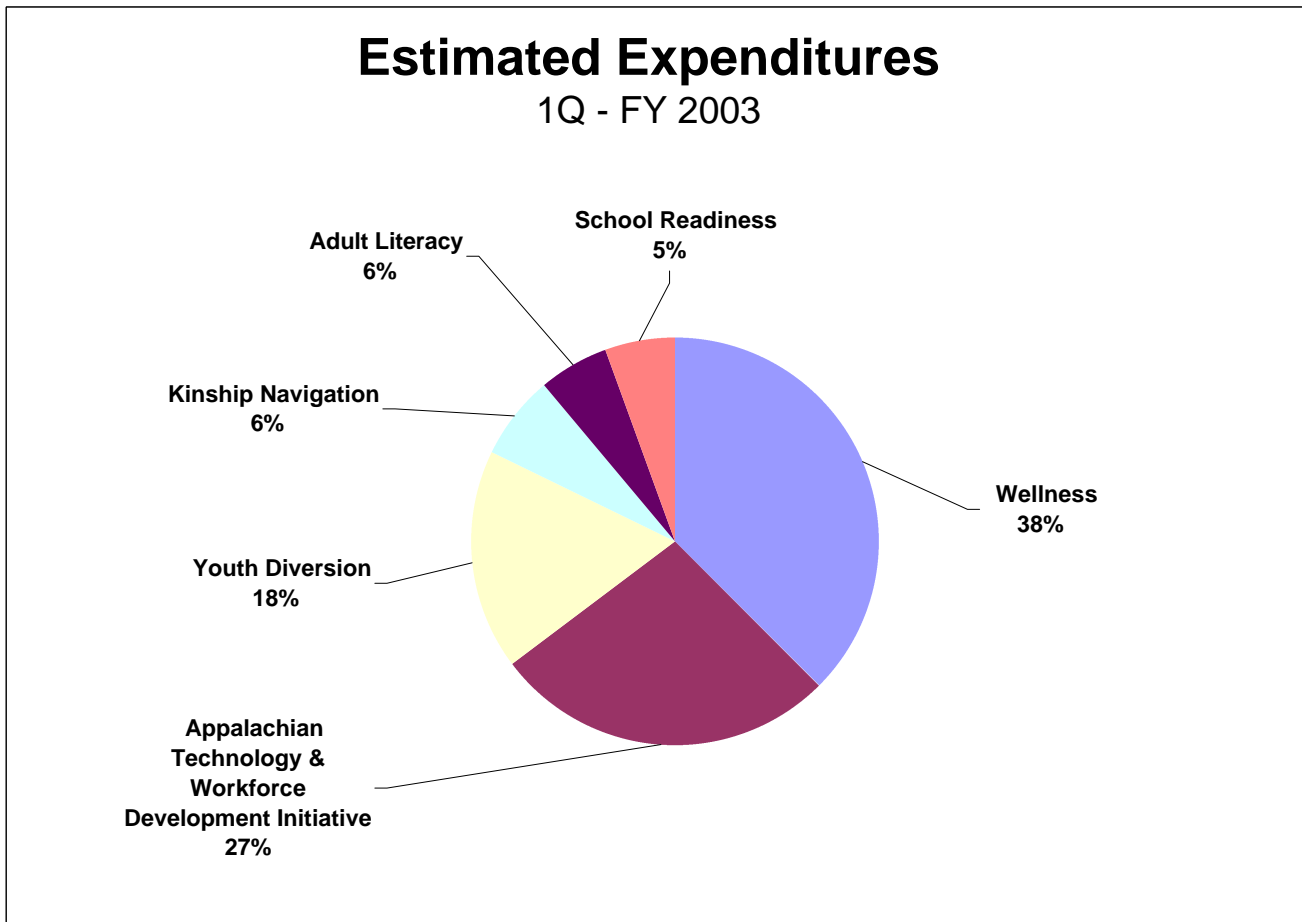
# TANF PRC Separate Allocations<sup>1</sup>

July - September 2002

Chart 4

Revised

Separate Allocation Type	Avg. Pop. Served <sup>c</sup>	Estimated Expenditures <sup>d</sup>
Wellness .....	18,006	\$1,122,945
Appalachian Technology & Workforce Development Initiative .....	443	818,243
Youth Diversion .....	1,018	528,716
Kinship Navigation .....	1,216	194,912
Adult Literacy .....	260	173,148
School Readiness .....	304	163,886
<b>TANF - PRC Separate Allocations Quarterly Total .....</b>	<b>21,247</b>	<b>\$3,001,850<sup>h</sup></b>
<b>Statewide Quarterly Total [ PRC Soft &amp; Hard Services ] .....</b>	<b>106,196</b>	<b>\$35,312,708<sup>h</sup></b>



\* See footnotes at the end of the report.

# TANF PRC Soft & Hard Services<sup>k</sup>

July - September 2002

## Footnotes

---

- a) This table represents the combination of soft and hard services.
- b) CRIS-E service categories have been consolidated into the following six categories of hard services.  
Code definitions are available at URL: <http://www.state.oh.us/odhs/owf/prc/prcwebprpt1.pdf>  
Short-term Basic Needs (clothing and shelter) - codes 01, 02, 03, 04, 11, 21, 22, 23, 27, 28, 29, 35  
Transportation (including auto expenses and auto downpayment) - codes 05, 18, 19, 32  
Training, employment and work support - codes 08, 09, 13, 17, 26, 30, 31, 33, 34, 36  
Diversion - code 14  
Domestic Violence Housing Relocation - code 25  
Disaster Assistance - code 20
- c) Since some populations could reflect duplicate numbers served across multiple categories and/or monthly reporting periods, these numbers represent a monthly average of reported totals for the reporting period.
- d) This report was introduced in July 2001 to capture information on categories of services and populations served and estimates of the distribution of expenditures that are not captured by any other measures. Therefore, this report is not designed to correspond to ODJFS Federal Fiscal reporting.
- e) Represents the combination of "Training, Employment and Career Advancement" (Soft), "Transportation" (Hard) & "Training, Employment and Work Support" (Hard).
- f) Includes "Diversion" from Hard Services.
- g) Includes "Domestic Violence Housing Relocation" from Hard Services.
- h) Totals may not add due to rounding.
- i) Does not include non-CDJFS administered TANF carve-outs for soft services. These programs are:
1. Department of Education / Head Start
  2. Department of Health / Family Planning
  3. Ohio Department of Alcohol & Drug Addiction Services / Substance Abuse Treatment and Mentoring
  4. Department of Development / TANF Housing Program
- j) Numbers may also reflect all members of an Assistance Group, while one member may be the primary or direct recipient of service.
- k) The Prevention, Retention, Contingency (PRC) Program is an Ohio TANF funded program administered by CDJFS's.  
The PRC reporting system consists of two reporting mechanisms based on the two primary service categories of "hard" and "soft" services:
- \* PRC "hard" services are benefits having cash value that are provided to clients. These services are reported through CRIS-E at the time of service provision. The reporting categories, codes and service definitions for hard services are listed in CRIS-E/PRC Reporting Categories.
  - \* PRC "soft" services are services without cash value to the recipient (e.g., job training and education, after-school programs, etc.). Data on these services are collected through the PRC Web Reporting Tool (WRT).
- l) Special Allocations are included in both soft and hard services under different categories.
- Sources:  
Hard services data come from the CRIS-E reporting system.  
Soft services data are from the PRC Web Reporting Tool (WRT).