

TANF PRC

PRC Services Report

July - September 2001

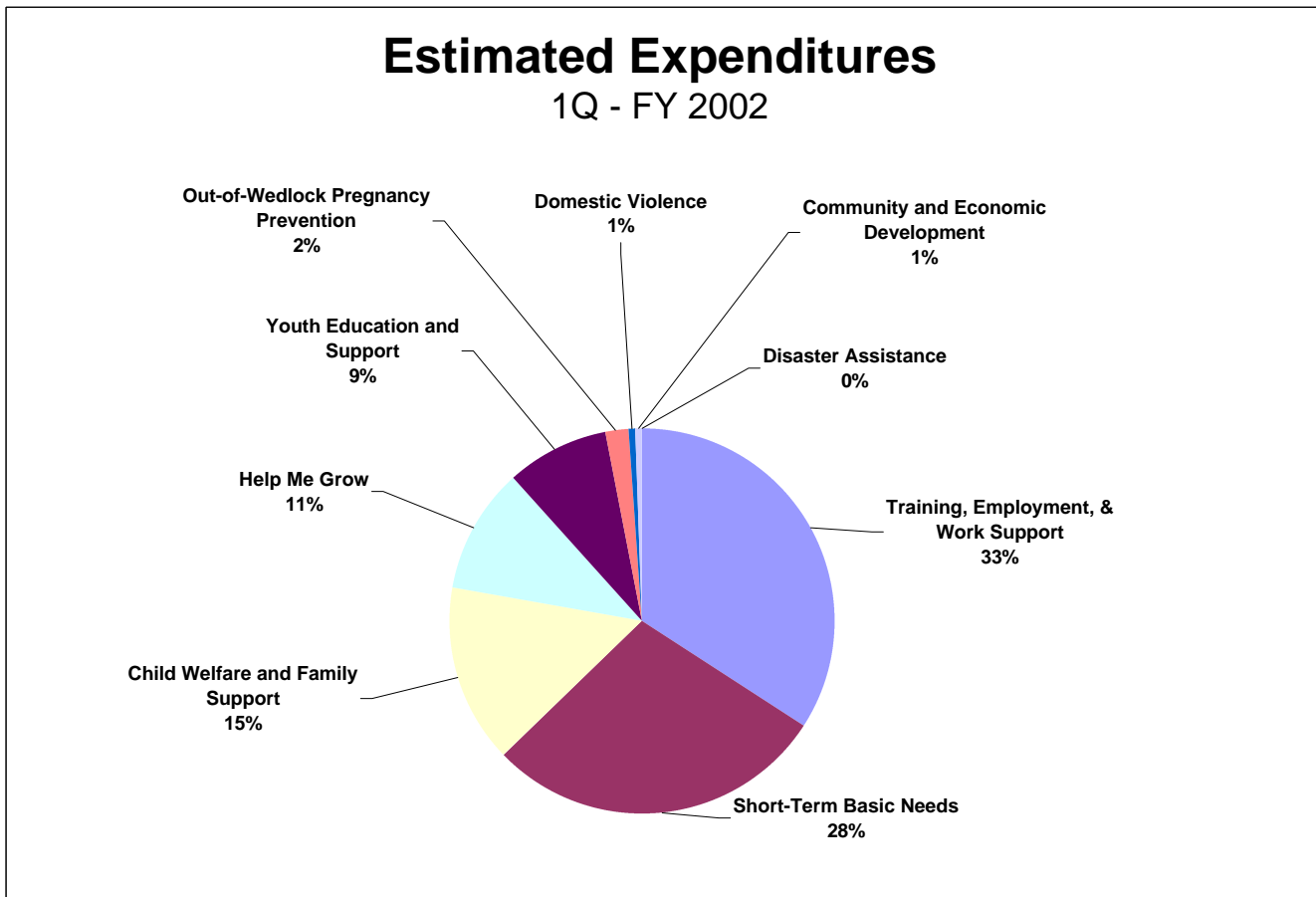
Ohio Department of Job & Family Services
Office of Research, Assessment & Accountability
Bureau of Labor Market Information

Report of TANF PRC Services^a

July - September 2001

Chart 1

Service Category ^b	Avg. Pop. Served ^c	Estimated Expenditures ^d
Training, Employment, & Work Support ^e	17,245	\$14,850,086
Short-Term Basic Needs ^f	34,888	12,420,463
Child Welfare and Family Support	9,143	6,475,956
Help Me Grow	9,373	4,631,450
Youth Education and Support	20,948	3,714,630
Out-of-Wedlock Pregnancy Prevention	12,323	855,137
Domestic Violence ^g	893	253,702
Community and Economic Development	--	242,440
Disaster Assistance	18	4,948
Statewide Quarterly Total [PRC Soft & Hard Services Combined] . .	104,831	\$43,448,813 ^h



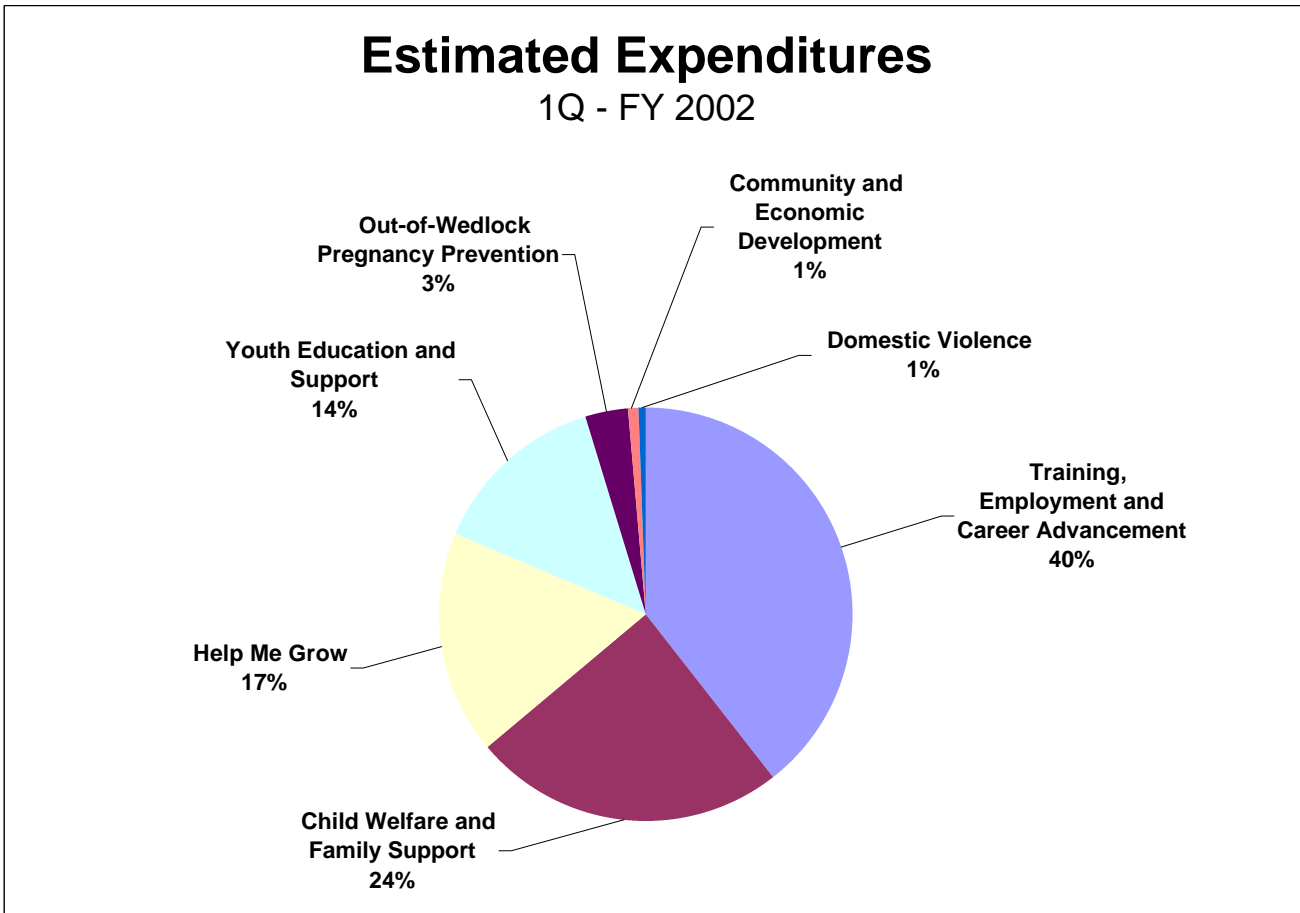
* See footnotes at the end of the report.

TANF PRC Soft Servicesⁱ

July - September 2001

Chart 2

Service Category	Avg. Pop. Served ^c	Estimated Expenditures ^d
Training, Employment and Career Advancement	9,768	\$10,468,027
Child Welfare and Family Support	9,143	6,475,956
Help Me Grow	9,373	4,631,450
Youth Education and Support	20,948	3,714,630
Out-of-Wedlock Pregnancy Prevention	12,323	855,137
Community and Economic Development	---	242,440
Domestic Violence	287	154,832
TANF - PRC Soft Services Quarterly Total	61,842	\$26,542,473^h
[includes OWF Support Services]		
Statewide Quarterly Total [PRC Soft & Hard Services]	104,831	\$43,448,813^h



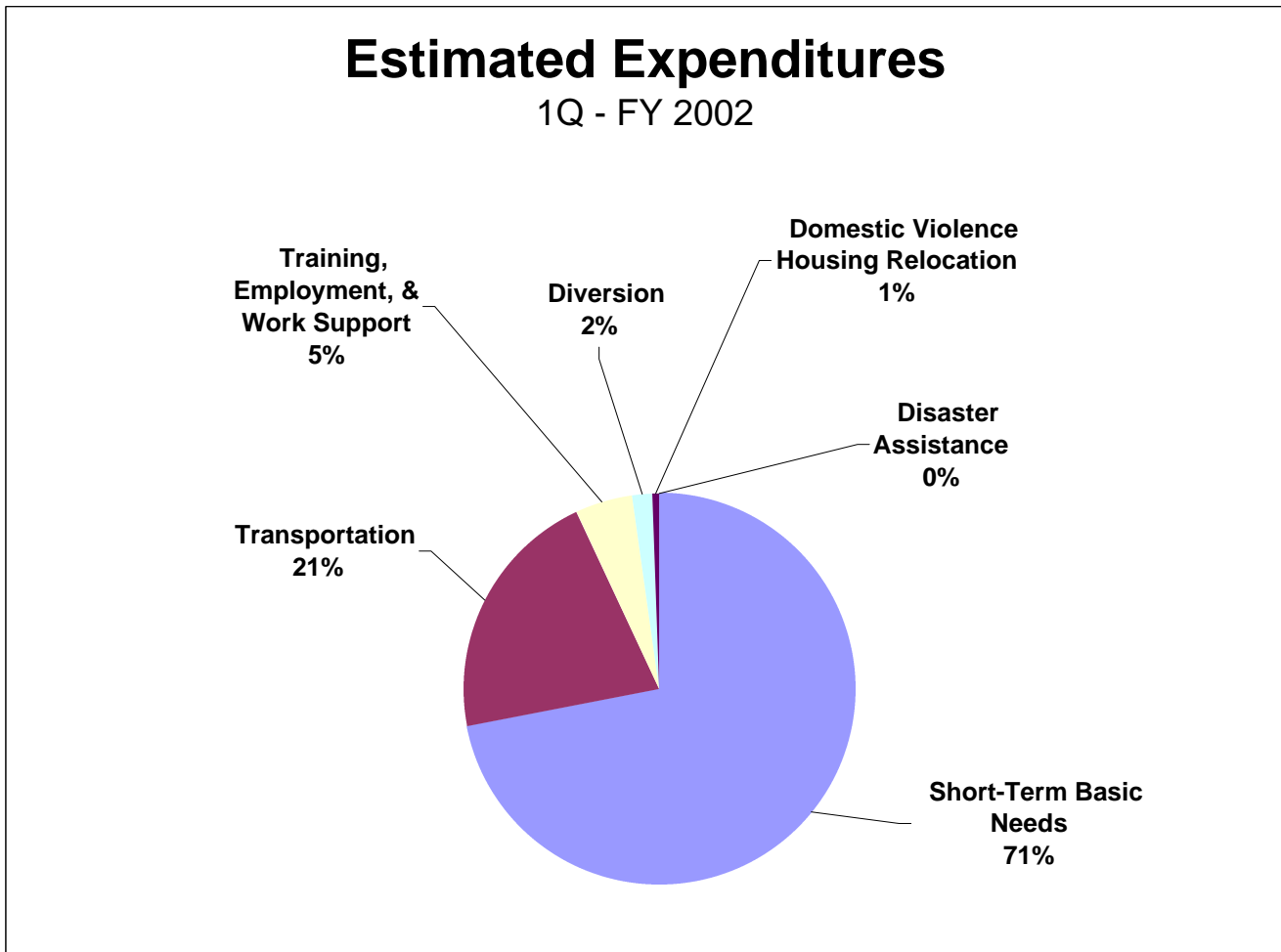
* See footnotes at the end of the report.

TANF PRC Hard Services^j

July - September 2001

Chart 3

Service Category ^b	Avg. Pop. Served ^c	Estimated Expenditures ^d
Short-Term Basic Needs	34,421	\$12,144,965
Transportation	5,388	3,588,496
Training, Employment, & Work Support	2,088	793,563
Diversion	467	275,498
Domestic Violence Housing Relocation	606	98,870
Disaster Assistance	18	4,948
TANF PRC Hard Services Quarterly Total	42,989	\$16,906,340 ^h
Statewide Quarterly Total [PRC Soft & Hard Services]	104,831	\$43,448,813 ^h



* See footnotes at the end of the report.

TANF PRC Soft & Hard Services^k

July - September 2001

Footnotes

- a) This table represents the combination of soft and hard services.
- b) CRIS-E service categories have been consolidated into the following six categories of hard services.
Code definitions are available at URL: <http://www.state.oh.us/odhs/owf/prc/prcwebprpt1.pdf>
Short-term Basic Needs (clothing and shelter) - codes 01, 02, 03, 04, 11, 21, 22, 23
Transportation (including auto expenses and auto downpayment) - codes 05, 18, 19
Training, employment and work support - codes 08, 09, 13, 17, 26
Diversion - code 14
Domestic Violence Housing Relocation - code 25
Disaster Assistance - code 20
- c) Since some populations could reflect duplicate numbers served across multiple categories and/or monthly reporting periods, these numbers represent a monthly average of reported totals for the reporting period.
- d) This report was introduced in July 2001 to capture information on categories of services and populations served and estimates of the distribution of expenditures that are not captured by any other measures. Therefore, this report is not designed to correspond to ODJFS Federal Fiscal reporting.
- e) Represents the combination of "Training, Employment and Career Advancement" (Soft), "Transportation" (Hard) & "Training, Employment and Work Support" (Hard).
- f) Includes "Diversion" from Hard Services.
- g) Includes "Domestic Violence Housing Relocation" from Hard Services.
- h) Totals may not add due to rounding.
- i) Does not include non-CDJFS administered TANF carve-outs for soft services. These programs are:
1. Department of Education / Head Start
 2. Department of Health / Family Planning
 3. Ohio Department of Alcohol & Drug Addiction Services / Substance Abuse Treatment and Mentoring
 4. Department of Development / TANF Housing Program
- j) Numbers may also reflect all members of an Assistance Group, while one member may be the primary or direct recipient of service.
- k) The Prevention, Retention, Contingency (PRC) Program is an Ohio TANF funded program administered by CDJFS's. The PRC reporting system consists of two reporting mechanisms based on the two primary service categories of "hard" and "soft" services:
- * PRC "hard" services are benefits having cash value that are provided to clients. These services are reported through CRIS-E at the time of service provision. The reporting categories, codes and service definitions for hard services are listed in CRIS-E/PRC Reporting Categories.
 - * PRC "soft" services are services without cash value to the recipient (e.g., job training and education, after-school programs, etc.). Data on these services are collected through the PRC Web Reporting Tool (WRT).

Sources:

Hard services data come from the CRIS-E reporting system.
Soft services data are from the PRC Web Reporting Tool (WRT).
