

TANF PRC

PRC Services Report

January - March 2002

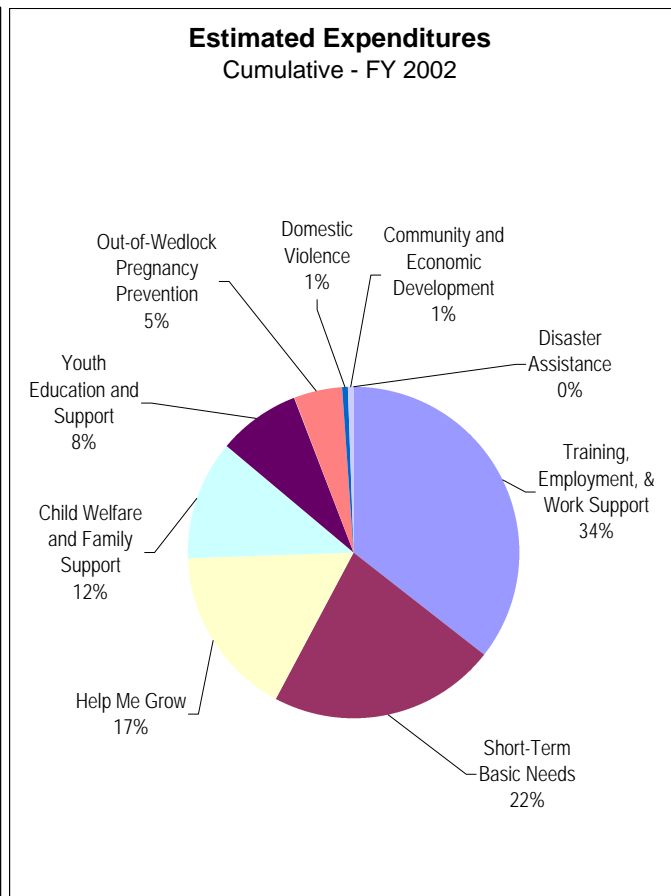
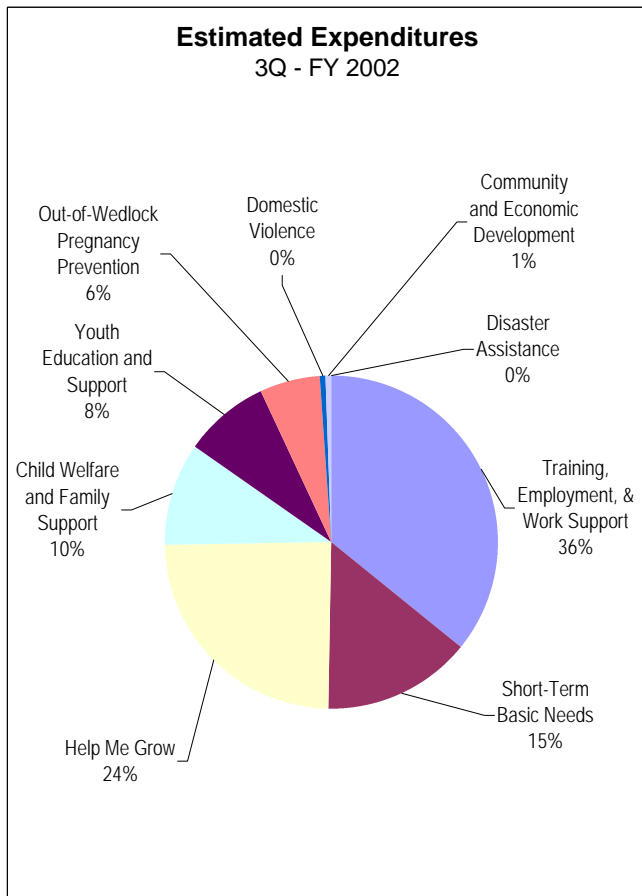
Ohio Department of Job & Family Services
Office of Research, Assessment & Accountability
Bureau of Labor Market Information

Report of TANF PRC Services^a

January - March 2002

Chart 1

Service Category ^b	Avg. Pop. Served ^c	Estimated Expenditures ^d	
	3rd Qtr	3rd Qtr	Fiscal Y-T-D
Training, Employment, & Work Support ^e	18,028	\$15,387,461	\$46,456,301
Short-Term Basic Needs ^f	18,161	6,327,709	29,193,239
Help Me Grow	20,867	10,466,289	21,727,224
Child Welfare and Family Support	9,104	4,282,306	15,389,033
Youth Education and Support	28,102	3,655,972	10,566,761
Out-of-Wedlock Pregnancy Prevention	23,633	2,527,030	6,238,124
Domestic Violence ^g	629	189,818	656,905
Community and Economic Development	---	266,563	675,818
Disaster Assistance	33	1,020	11,018
Statewide Total [PRC Soft & Hard Services Combined] .	118,557	\$43,104,168^h	\$130,914,423^h



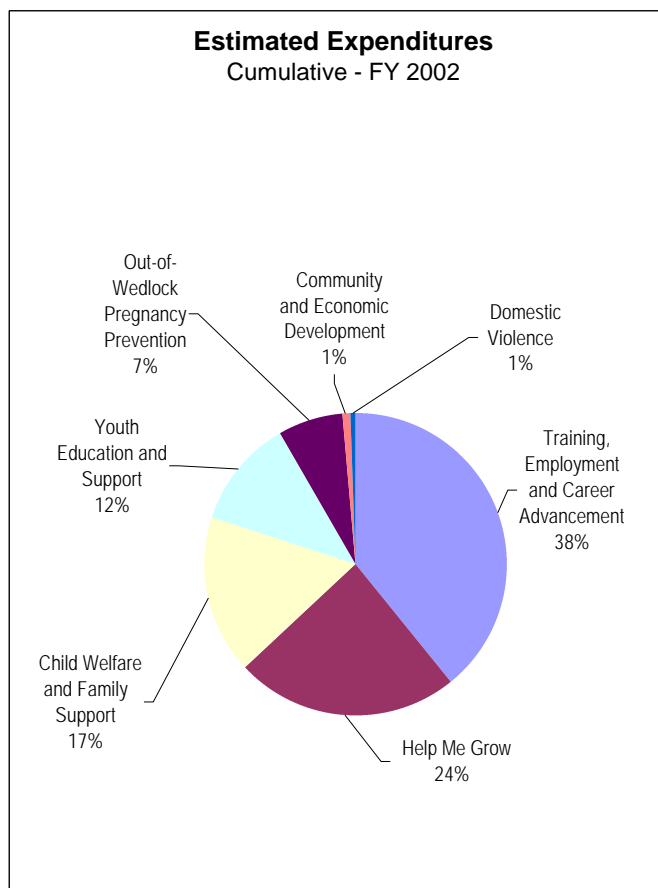
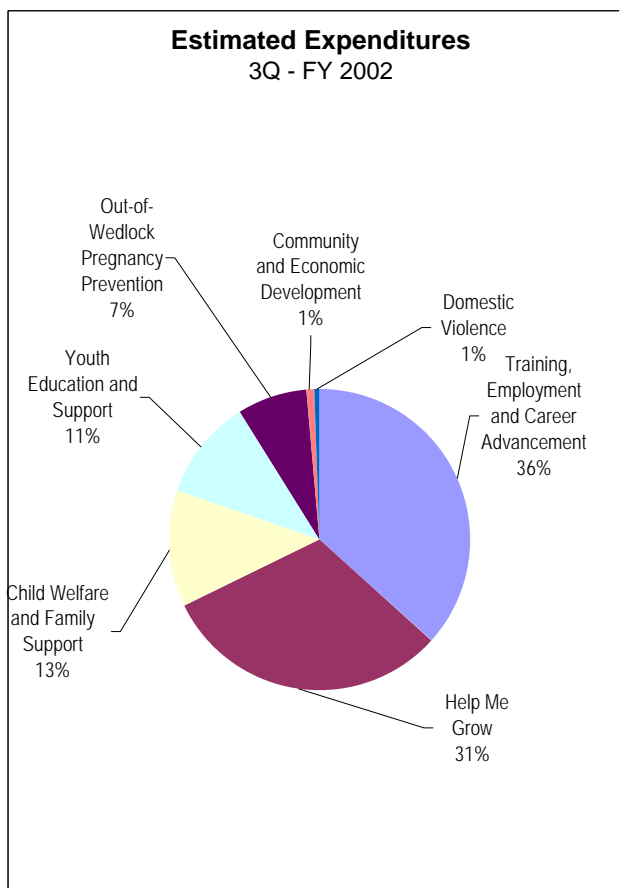
* See footnotes at the end of the report.

TANF PRC Soft Servicesⁱ

January - March 2002

Chart 2

Service Category	Avg. Pop. Served ^c	Estimated Expenditures ^d	
	3rd Qtr	3rd Qtr	Fiscal Y-T-D
Training, Employment and Career Advancement	12,512	\$12,400,752	\$35,309,669
Help Me Grow	20,867	\$10,466,289	21,727,224
Child Welfare and Family Support	9,104	\$4,282,306	15,389,033
Youth Education and Support	28,102	\$3,655,972	10,566,761
Out-of-Wedlock Pregnancy Prevention	23,633	\$2,527,030	6,238,124
Community and Economic Development	---	\$266,563	675,818
Domestic Violence	609	\$181,386	540,974
TANF - PRC Soft Services	94,827	\$33,780,298^h	\$90,447,603^h
[includes OWF Support Services]			
Statewide Totals [PRC Soft & Hard Services Combined]118,557.	.\$43,104,168^h.	.\$130,914,423^h



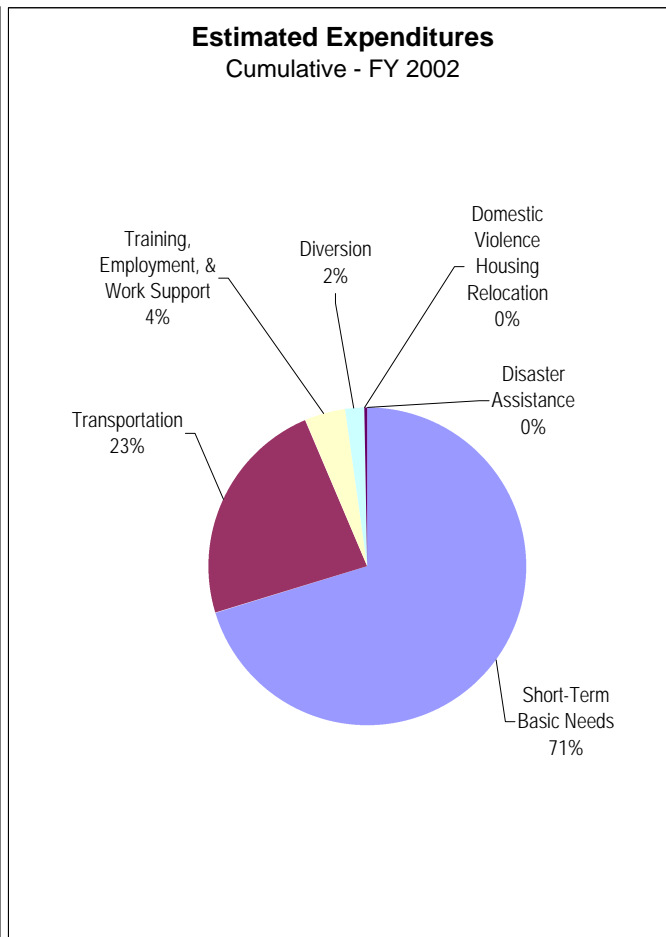
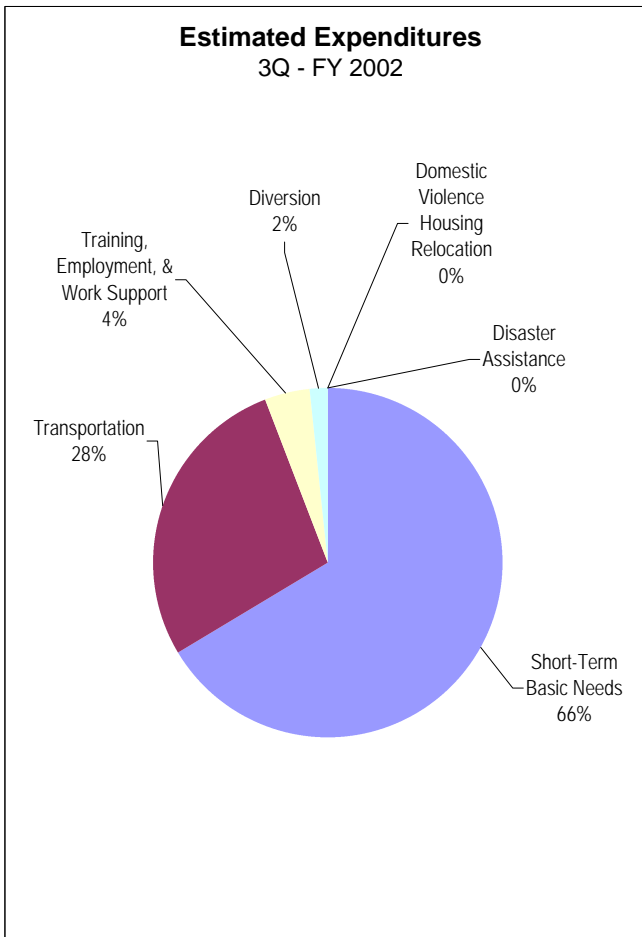
* See footnotes at the end of the report.

TANF PRC Hard Services ^j

January - March 2002

Chart 3

Service Category ^b	Avg. Pop. Served ^c	Estimated Expenditures ^d	
	3rd Qtr	3rd Qtr	Fiscal Y-T-D
Short-Term Basic Needs	17,940	\$6,182,104	\$28,461,621
Transportation	4,379	2,589,944	9,430,777
Training, Employment, & Work Support	1,137	396,764	1,715,854
Diversion	221	145,605	731,618
Domestic Violence Housing Relocation	20	8,432	115,931
Disaster Assistance	33	1,020	11,018
TANF - PRC Hard Services	23,730	\$9,323,870 ^h	\$40,466,820 ^h
Statewide Totals [PRC Soft & Hard Services Combined]	118,557	\$43,104,168 ^h	\$130,914,423 ^h



* See footnotes at the end of the report.

TANF PRC Soft & Hard Services^k

January - March 2002

Footnotes

- a) This table represents the combination of soft and hard services.
- b) CRIS-E service categories have been consolidated into the following six categories of hard services.
Code definitions are available at URL: <http://www.state.oh.us/odhs/owf/prc/prcwebprt1.pdf>
Short-term Basic Needs (clothing and shelter) - codes 01, 02, 03, 04, 11, 21, 22, 23
Transportation (including auto expenses and auto downpayment) - codes 05, 18, 19
Training, employment and work support - codes 08, 09, 13, 17, 26
Diversion - code 14
Domestic Violence Housing Relocation - code 25
Disaster Assistance - code 20
- c) Since some populations could reflect duplicate numbers served across multiple categories and/or monthly reporting periods, these numbers represent a monthly average of reported totals for the reporting period.
- d) This report was introduced in July 2001 to capture information on categories of services and populations served and estimate of the distribution of expenditures that are not captured by any other measures. Therefore, this report is not designed to correspond to ODJFS Federal Fiscal reporting.
- e) Represents the combination of "Training, Employment and Career Advancement" (Soft), "Transportation" (Hard) & "Training Employment and Work Support" (Hard).
- f) Includes "Diversion" from Hard Services.
- g) Includes "Domestic Violence Housing Relocation" from Hard Services.
- h) Totals may not add due to rounding.
- i) Does not include non-CDJFS administered TANF carve-outs for soft services. These programs are:
1. Department of Education / Head Start
 2. Department of Health / Family Planning
 3. Ohio Department of Alcohol & Drug Addiction Services / Substance Abuse Treatment and Mentoring
 4. Department of Development / TANF Housing Program
- j) Numbers may also reflect all members of an Assistance Group, while one member may be the primary or direct recipient of services.
- k) The Prevention, Retention, Contingency (PRC) Program is an Ohio TANF funded program administered by CDJFS's. The PRC reporting system consists of two reporting mechanisms based on the two primary service categories of "hard" and "soft" services:
- * PRC "hard" services are benefits having cash value that are provided to clients. These services are reported through CRIS-E at the time of service provision. The reporting categories, codes and service definitions for hard services are listed in CRIS-E/PRC Reporting Categories.
 - * PRC "soft" services are services without cash value to the recipient (e.g., job training and education, after-school programs, etc.). Data on these services are collected through the PRC Web Reporting Tool (WRT).

Sources:

Hard services data come from the CRIS-E reporting system.
Soft services data are from the PRC Web Reporting Tool (WRT).