

TANF PRC

PRC Services Report

April - June 2002

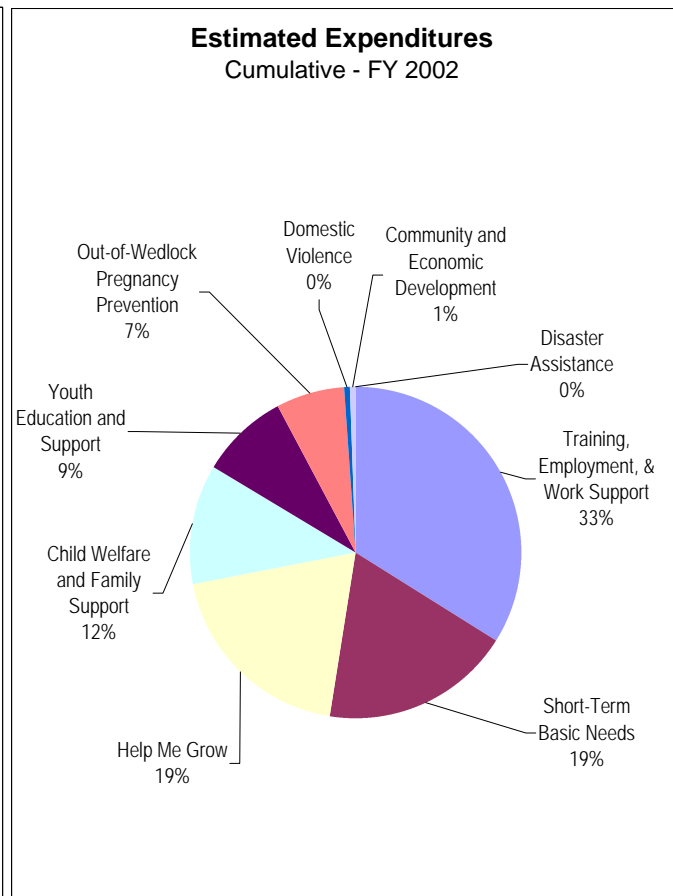
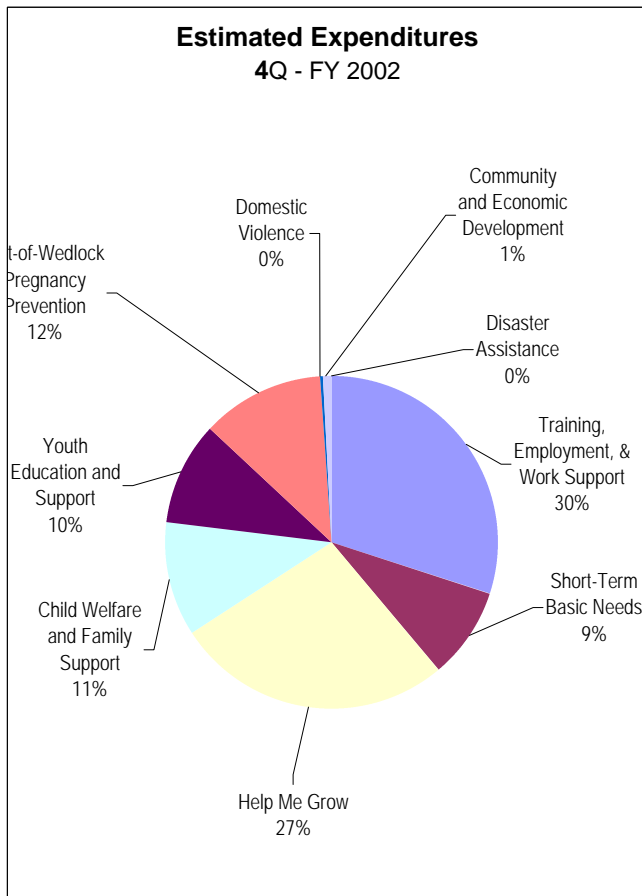
Ohio Department of Job & Family Services
Office of Research, Assessment & Accountability
Bureau of Labor Market Information

Report of TANF PRC Services^a

April - June 2002

Chart 1

Service Category ^b	Avg. Pop. Served ^c	Estimated Expenditures ^d	
	4th Qtr	4th Qtr	Fiscal Y-T-D
Training, Employment, & Work Support ^e	22,985	\$15,386,917	\$61,843,218
Short-Term Basic Needs ^f	14,970	4,525,236	33,718,476
Help Me Grow	24,426	13,815,293	35,542,517
Child Welfare and Family Support	11,078	5,631,323	21,020,356
Youth Education and Support	25,251	5,117,615	15,684,376
Out-of-Wedlock Pregnancy Prevention	64,170	6,076,216	12,314,340
Domestic Violence ^g	718	190,675	847,580
Community and Economic Development	---	400,752	1,076,570
Disaster Assistance	17	4,223	15,242
Statewide Total [PRC Soft & Hard Services Combined] .	163,615	\$51,148,252^h	\$182,062,674^h



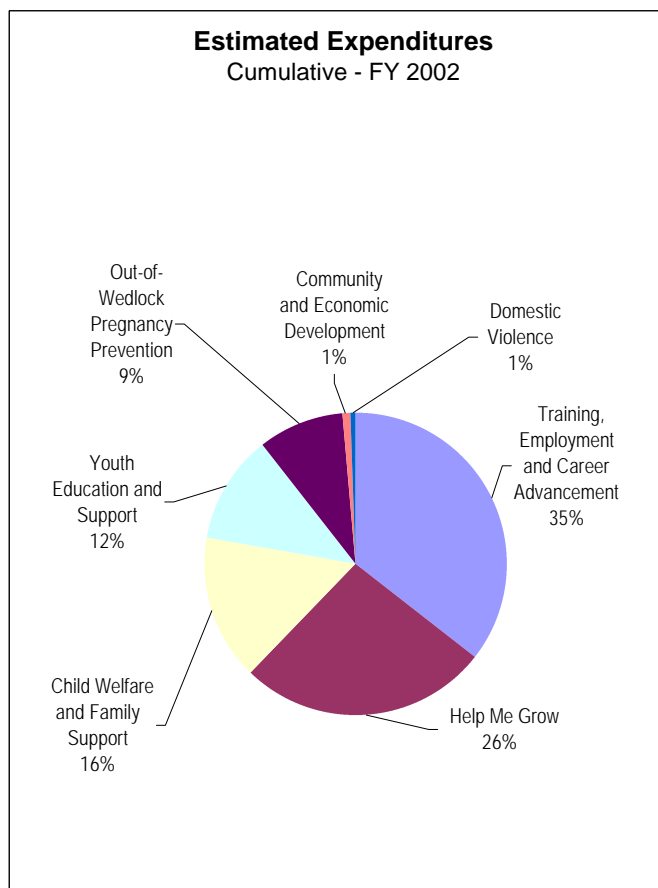
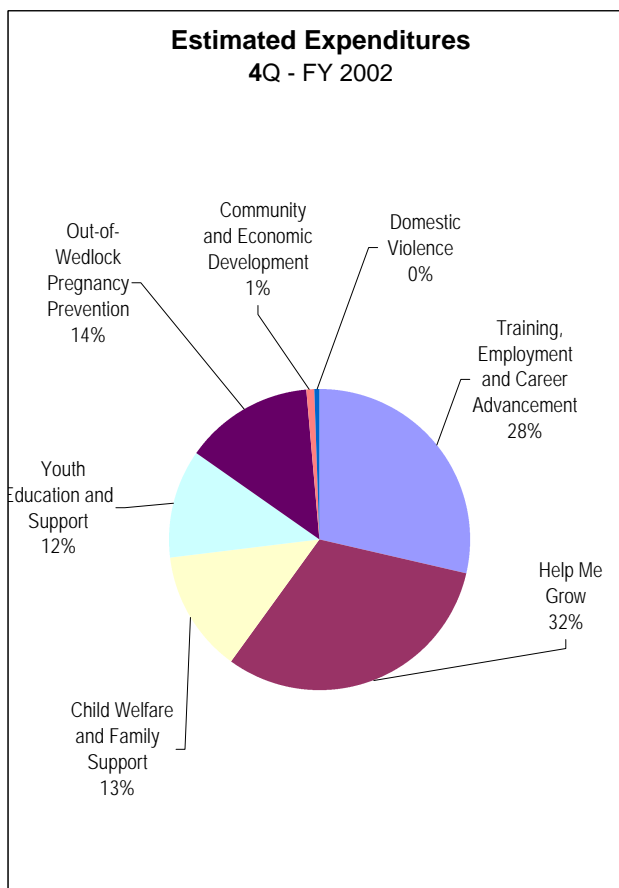
* See footnotes at the end of the report.

TANF PRC Soft Servicesⁱ

April - June 2002

Chart 2

Service Category	Avg. Pop. Served ^c	Estimated Expenditures ^d	
	4th Qtr	4th Qtr	Fiscal Y-T-D
Training, Employment and Career Advancement	17,675	\$12,434,615	\$47,744,284
Help Me Grow	24,426	13,815,293	35,542,517
Child Welfare and Family Support	11,078	5,631,323	21,020,356
Youth Education and Support	25,251	5,117,615	15,684,376
Out-of-Wedlock Pregnancy Prevention	64,170	6,076,216	12,314,340
Community and Economic Development	---	400,752	1,076,570
Domestic Violence	707	186,442	727,416
TANF - PRC Soft Services	143,307	\$43,662,257^h	\$134,109,859^h
<i>[includes OWF Support Services]</i>			
Statewide Totals [PRC Soft & Hard Services Combined] .	163,615	\$51,148,252^h	\$182,062,674^h



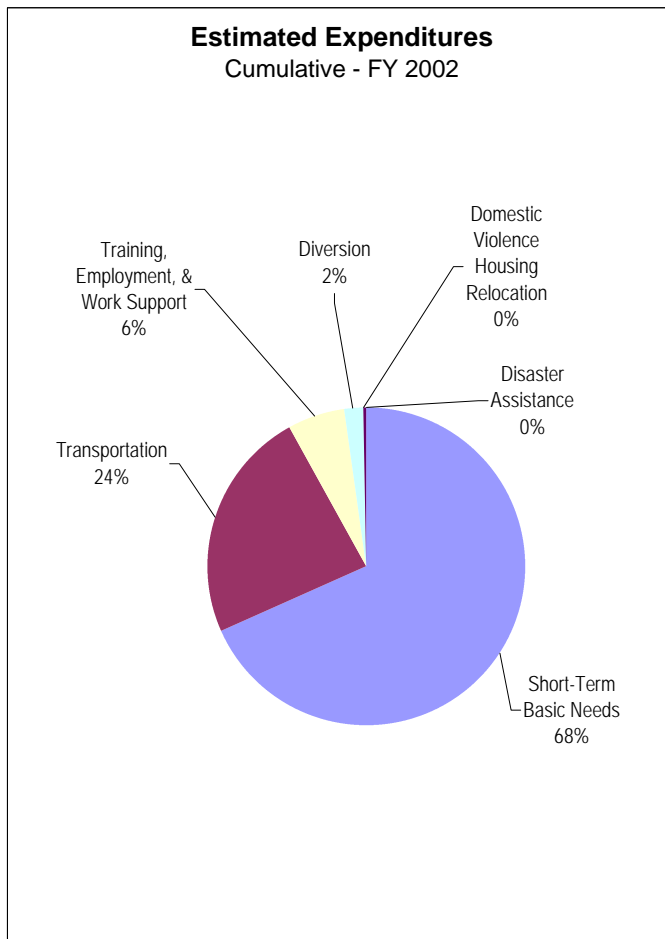
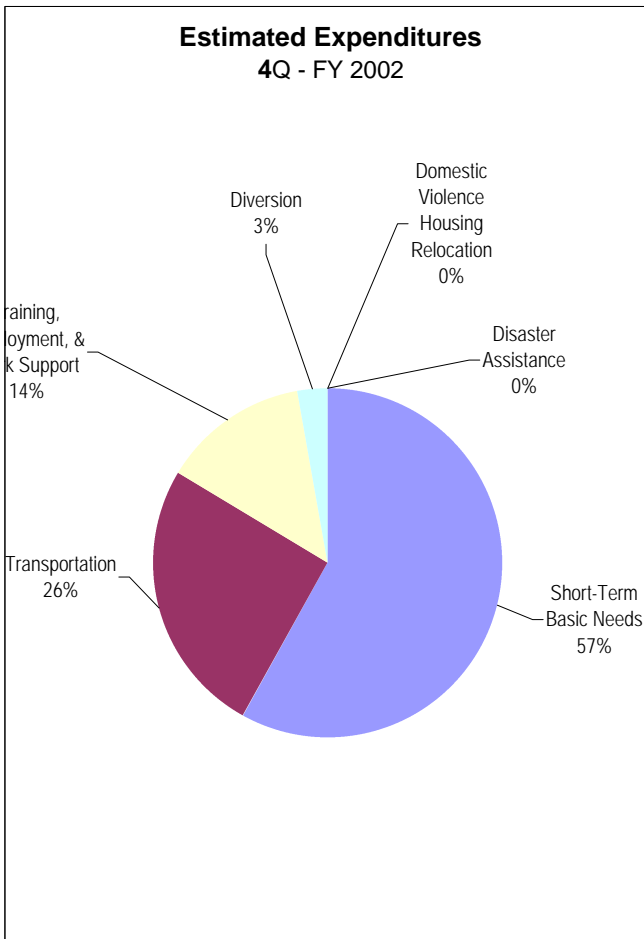
* See footnotes at the end of the report.

TANF PRC Hard Services ^j

April - June 2002

Chart 3

Service Category ^b	Avg. Pop. Served ^c	Estimated Expenditures ^d	
	4th Qtr	4th Qtr	Fiscal Y-T-D
Short-Term Basic Needs	14,665	\$4,335,915	\$32,797,536
Transportation	3,842	1,922,018	11,352,796
Training, Employment, & Work Support	1,469	1,030,284	2,746,138
Diversion	304	189,322	920,940
Domestic Violence Housing Relocation	11	4,233	120,164
Disaster Assistance	17	4,223	15,242
TANF - PRC Hard Services	20,308	\$7,485,995 ^h	\$47,952,815 ^h
Statewide Totals [PRC Soft & Hard Services Combined]	163,615	\$51,148,252 ^h	\$182,062,674 ^h



* See footnotes at the end of the report.

TANF PRC Soft & Hard Services^k

April - June 2002

Footnotes

- a) This table represents the combination of soft and hard services.
- b) CRIS-E service categories have been consolidated into the following six categories of hard services.
Code definitions are available at URL: <http://www.state.oh.us/odhs/owf/prc/prcwebprpt1.pdf>
Short-term Basic Needs (clothing and shelter) - codes 01, 02, 03, 04, 11, 21, 22, 23
Transportation (including auto expenses and auto downpayment) - codes 05, 18, 19
Training, employment and work support - codes 08, 09, 13, 17, 26
Diversion - code 14
Domestic Violence Housing Relocation - code 25
Disaster Assistance - code 20
- c) Since some populations could reflect duplicate numbers served across multiple categories and/or monthly reporting periods, these numbers represent a monthly average of reported totals for the reporting period.
- d) This report was introduced in July 2001 to capture information on categories of services and populations served and estimates of the distribution of expenditures that are not captured by any other measures. Therefore, this report is not designed to correspond to ODJFS Federal Fiscal reporting.
- e) Represents the combination of "Training, Employment and Career Advancement" (Soft), "Transportation" (Hard) & "Training, Employment and Work Support" (Hard).
- f) Includes "Diversion" using Hard Services.
- g) Includes "Domestic Violence Housing Relocation" using Hard Services.
- h) Totals may not add due to rounding.
- i) Does not include non-CDJFS administered TANF carve-outs for soft services. These programs are:
1. Department of Education / Head Start
 2. Department of Health / Family Planning
 3. Ohio Department of Alcohol & Drug Addiction Services / Substance Abuse Treatment and Mentoring
 4. Department of Development / TANF Housing Program
- j) Numbers may also reflect all members of an Assistance Group, while one member may be the primary or direct recipient of service.
- k) The Prevention, Retention, Contingency (PRC) Program is an Ohio TANF funded program administered by CDJFS's. The PRC reporting system consists of two reporting mechanisms based on the two primary service categories of "hard" and "soft" services:
- * PRC "hard" services are benefits having cash value that are provided to clients. These services are reported through CRIS-E at the time of service provision. The reporting categories, codes and service definitions for hard services are listed in CRIS-E/PRC Reporting Categories.
 - * PRC "soft" services are services without cash value to the recipient (e.g., job training and education, after-school programs, etc.). Data on these services are collected through the PRC Web Reporting Tool (WRT).

Sources:

Hard services data come from the CRIS-E reporting system.

Soft services data are from the PRC Web Reporting Tool (WRT).