

# TANF PRC

## PRC Services Report

October - December 2004

State Fiscal Year 2005

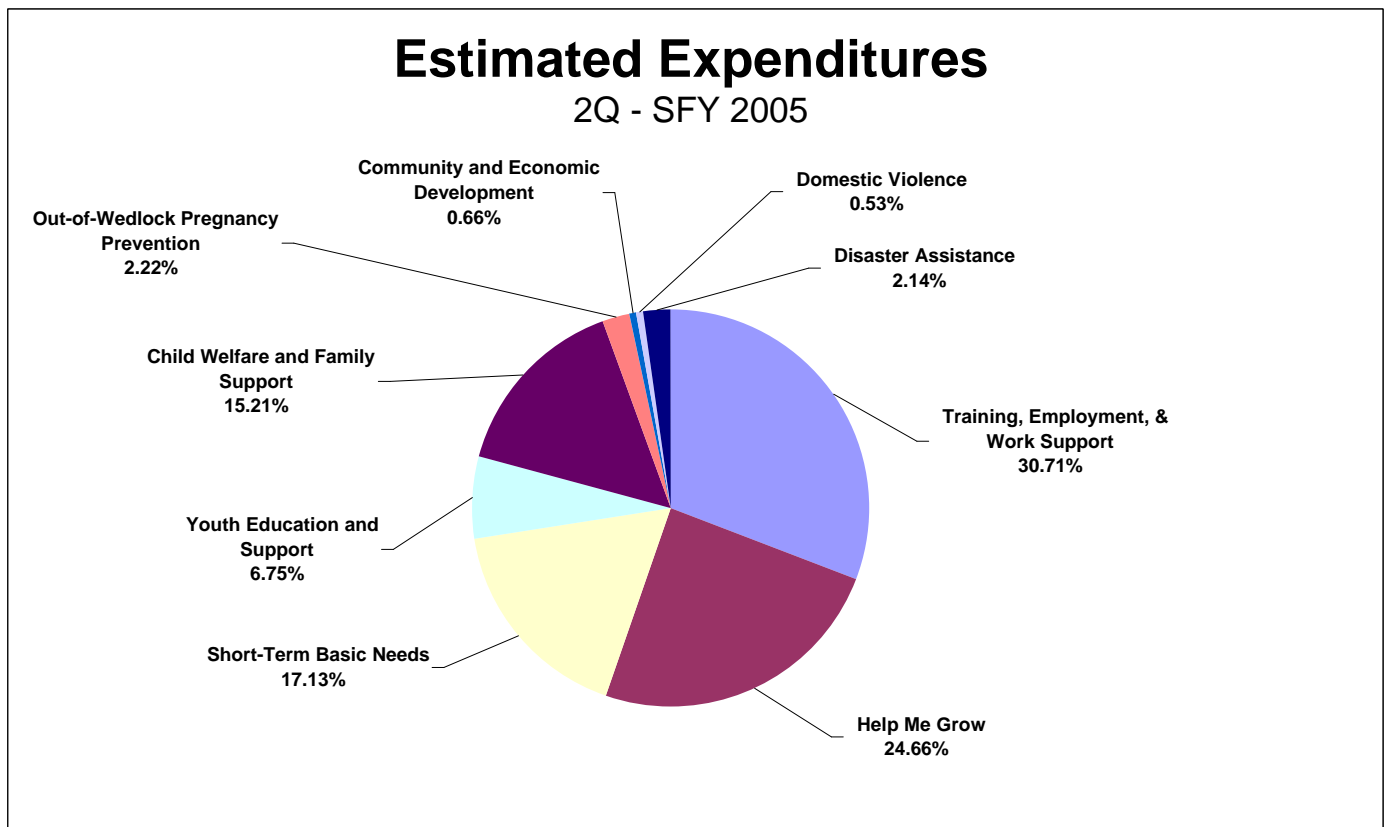
Ohio Department of Job & Family Services  
Office of Research, Assessment & Accountability  
Bureau of Research and Evaluation

# Report of TANF PRC Services<sup>a</sup>

October - December 2004

Chart 1

| Service Category <sup>b</sup>   | Avg. Pop. Served <sup>c</sup> | Estimated Expenditures <sup>d</sup> | Y-T-D Expenditures  |
|---|-------------------------------|-------------------------------------|---------------------|
| Training, Employment, & Work Support <sup>e</sup> .....                 | 11,792                        | \$10,007,518                        | \$19,752,977        |
| Help Me Grow .....  | 21,685                        | 8,034,999                           | 15,853,241          |
| Short-Term Basic Needs <sup>f</sup> .....                               | 14,778                        | 5,581,195                           | 11,911,865          |
| Youth Education and Support .....                                       | 7,606                         | 2,198,061                           | 3,799,895           |
| Child Welfare and Family Support .....                                  | 7,814                         | 4,956,051                           | 8,661,331           |
| Out-of-Wedlock Pregnancy Prevention .....                               | 5,785                         | 724,724                             | 1,287,746           |
| Community and Economic Development .....                                | ---                           | 214,535                             | 327,176             |
| Domestic Violence <sup>g</sup> .....                                    | 416                           | 173,690                             | 321,303             |
| Disaster Assistance .....   | 661                           | 697,091                             | 945,711             |
| <b>Statewide Quarterly Total [ PRC Soft &amp; Hard Services ] .....</b> | <b>70,537</b>                 | <b>\$32,587,864<sup>h</sup></b>     | <b>\$62,861,245</b> |



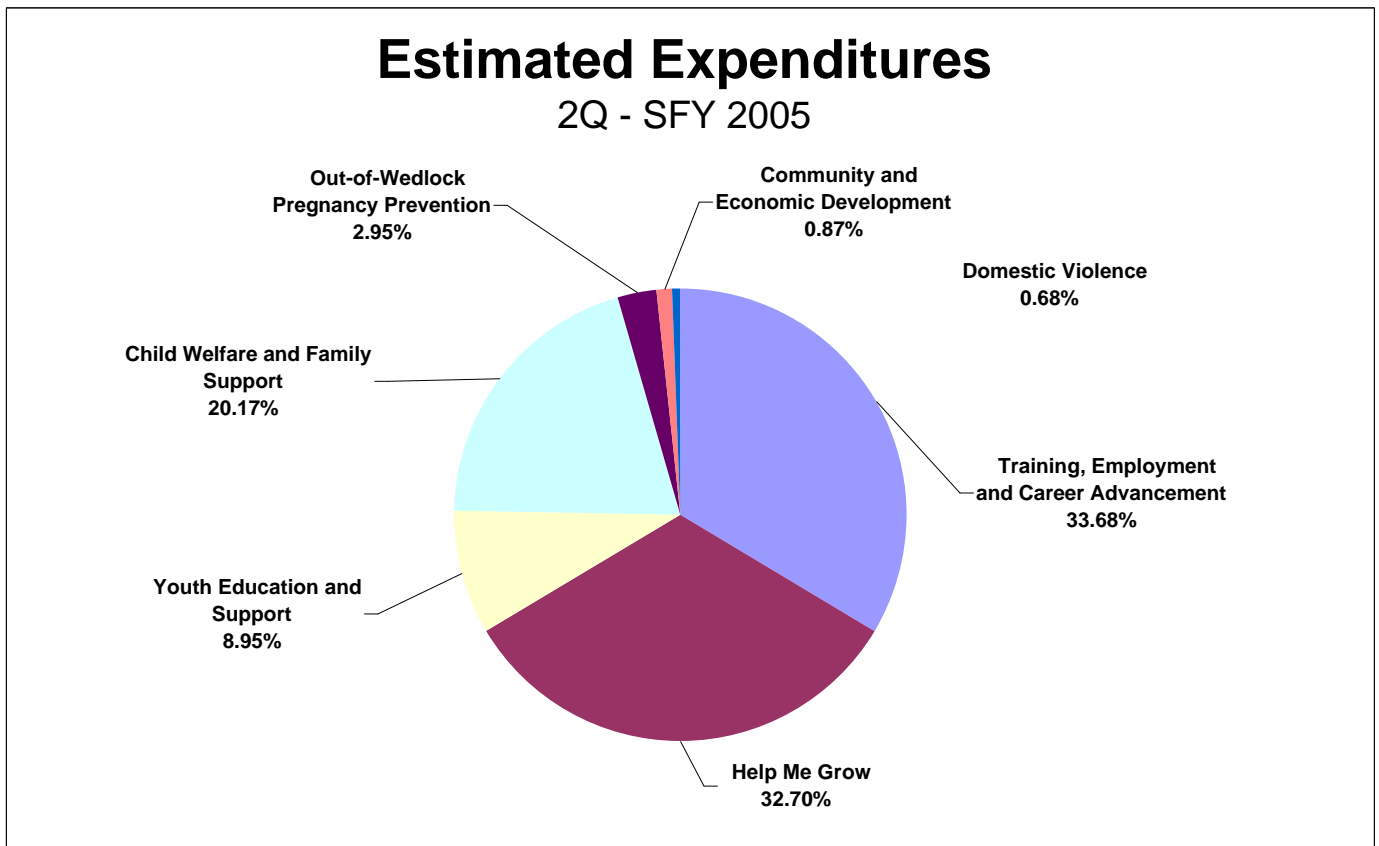
\* See footnotes at the end of the report.

# TANF PRC Soft Services<sup>i</sup>

October - December 2004

Chart 2

| Service Category  | Avg. Pop. Served <sup>c</sup> | Estimated Expenditures <sup>d</sup> | Y-T-D Expenditures  |
|---|-------------------------------|-------------------------------------|---------------------|
| Training, Employment and Career Advancement .....                       | 7,752                         | 8,276,037                           | 15,543,850          |
| Help Me Grow .....  | 21,685                        | 8,034,999                           | 15,853,241          |
| Youth Education and Support .....                                       | 7,606                         | 2,198,061                           | 3,799,895           |
| Child Welfare and Family Support .....                                  | 7,814                         | 4,956,051                           | 8,661,331           |
| Out-of-Wedlock Pregnancy Prevention .....                               | 5,785                         | 724,724                             | 1,287,746           |
| Community and Economic Development .....                                | ---                           | 214,535                             | 327,176             |
| Domestic Violence .....   | 406                           | 168,235                             | 311,253             |
| <b>TANF - PRC Soft Services Quarterly Total</b> .....                   | <b>51,048</b>                 | <b>\$24,572,641 <sup>h</sup></b>    | <b>\$45,784,491</b> |
| [ includes OWF Support Services ]                                       |                               |                                     |                     |
| <b>Statewide Quarterly Total [ PRC Soft &amp; Hard Services ]</b> ..... | <b>70,537</b>                 | <b>\$32,587,864 <sup>h</sup></b>    | <b>\$62,861,245</b> |



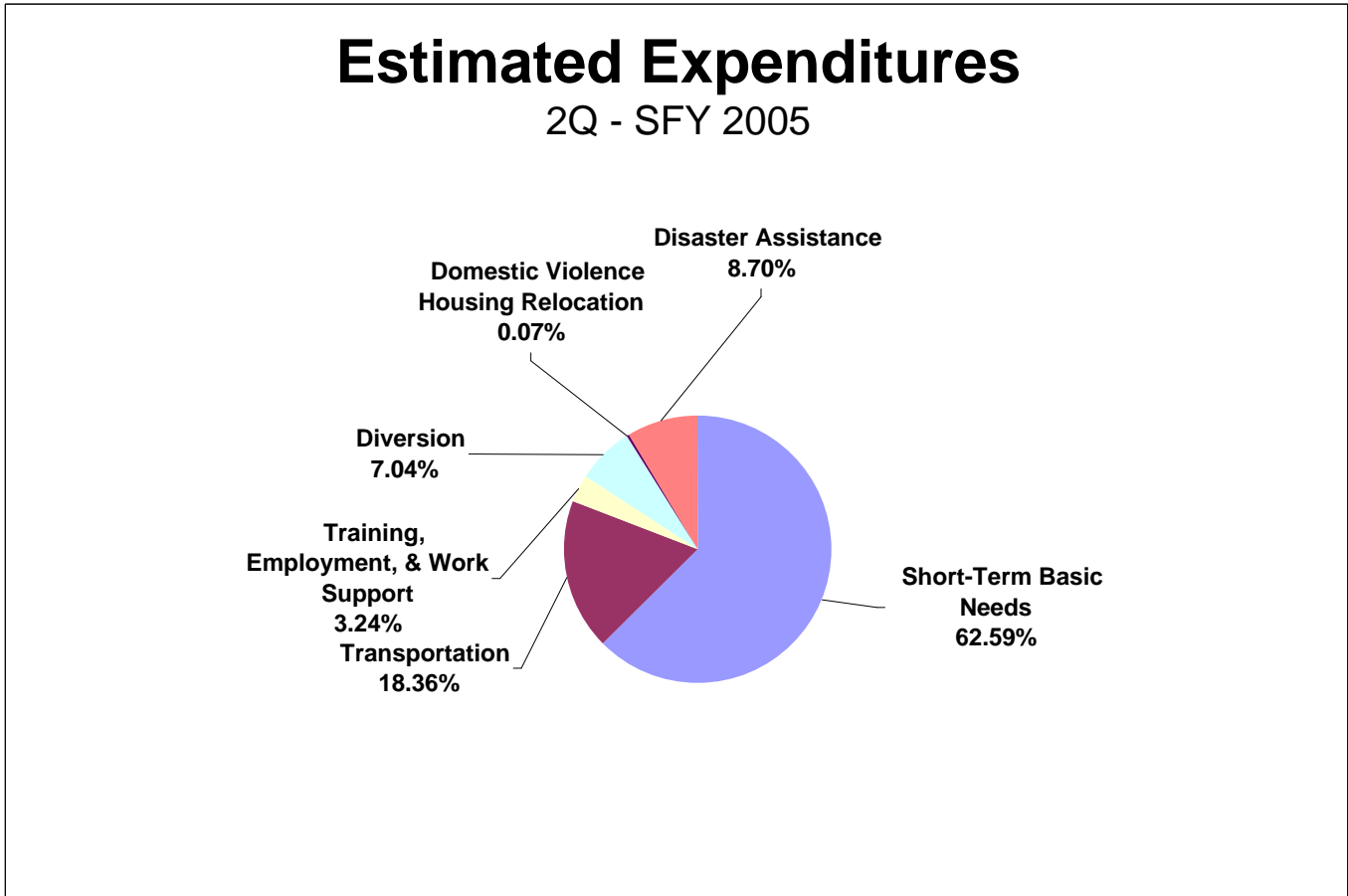
\* See footnotes at the end of the report.

# TANF PRC Hard Services<sup>j</sup>

October - December 2004

Chart 3

| Service Category <sup>b</sup>   | Avg. Pop. Served <sup>c</sup> | Estimated Expenditures <sup>d</sup> | Y-T-D Expenditures  |
|---|-------------------------------|-------------------------------------|---------------------|
| Short-Term Basic Needs .....  | 14,004                        | 5,017,082                           | 10,826,922          |
| Transportation .....  | 3,116                         | 1,471,727                           | 2,843,199           |
| Training, Employment, & Work Support .....                              | 924                           | 259,754                             | 1,365,928           |
| Diversion .....   | 774                           | 564,113                             | 1,084,943           |
| Domestic Violence Housing Relocation .....                              | 10                            | 5,455                               | 10,050              |
| Disaster Assistance .....   | 661                           | 697,091                             | 945,711             |
| <b>TANF PRC Hard Services Quarterly Total .....</b>                     | <b>19,489</b>                 | <b>\$8,015,222<sup>h</sup></b>      | <b>\$17,076,753</b> |
| <b>Statewide Quarterly Total [ PRC Soft &amp; Hard Services ] .....</b> | <b>70,537</b>                 | <b>\$32,587,864<sup>h</sup></b>     | <b>\$62,861,245</b> |



\* See footnotes at the end of the report.

# TANF PRC Soft & Hard Services<sup>k</sup>

October - December 2004

## Footnotes

---

- a) This table represents the combination of soft and hard services.
- b) CRIS-E service categories have been consolidated into the following six categories of hard services.  
Code definitions are available at URL: <http://www.state.oh.us/odhs/owf/prc/prcwebbrpt1.pdf>  
Short-term Basic Needs (clothing and shelter) - codes 01, 02, 03, 04, 11, 21, 22, 23, 27, 28, 29, 35  
Transportation (including auto expenses and auto downpayment) - codes 05, 18, 19, 32  
Training, employment and work support - codes 08, 09, 13, 17, 26, 30, 31, 33, 34, 36  
Diversion - code 14  
Domestic Violence Housing Relocation - code 25  
Disaster Assistance - code 20
- c) Since some populations could reflect duplicate numbers served across multiple categories and/or monthly reporting periods, these numbers represent a monthly average of reported totals for the reporting period.
- d) This report was introduced in July 2001 to capture information on categories of services and populations served and estimates of the distribution of expenditures that are not captured by any other measures. Therefore, this report is not designed to correspond to ODJFS Federal Fiscal reporting.
- e) Represents the combination of "Training, Employment and Career Advancement" (Soft), "Transportation" (Hard) & "Training, Employment and Work Support" (Hard).
- f) Includes "Diversion" from Hard Services.
- g) Includes "Domestic Violence Housing Relocation" from Hard Services.
- h) Totals may not add due to rounding.
- i) Does not include non-CDJFS administered TANF carve-outs for soft services. These programs are:
1. Ohio Department of Alcohol & Drug Addiction Services/Substance Abuse Prevention and Treatment
  2. Department of Development/TANF Housing Program
  3. Ohio Department of Rehabilitation & Corrections/Children of Incarcerated Parents Program
  4. Ohio Rehabilitation Services Commission/Vocational Rehabilitation
- j) Numbers may also reflect all members of an Assistance Group, while one member may be the primary or direct recipient of service.
- k) The Prevention, Retention, Contingency (PRC) Program is an Ohio TANF funded program administered by CDJFSs.  
The PRC reporting system consists of two reporting mechanisms based on the two primary service categories of "hard" and "soft" services:  
\* PRC "hard" services are benefits having cash value that are provided to clients. These services are reported through CRIS-E at the time of service provision. The reporting categories, codes and service definitions for hard services are listed in CRIS-E/PRC Reporting Categories.  
\* PRC "soft" services are services without cash value to the recipient (e.g., job training and education, after-school programs, etc.). Data on these services are collected through the PRC Web Reporting Tool (WRT).

### Sources:

Hard services data come from the CRIS-E reporting system.  
Soft services data are from the PRC Web Reporting Tool (WRT).