

TANF PRC

PRC Services Report

January - March 2003 (Revised)

Fiscal Year 2003

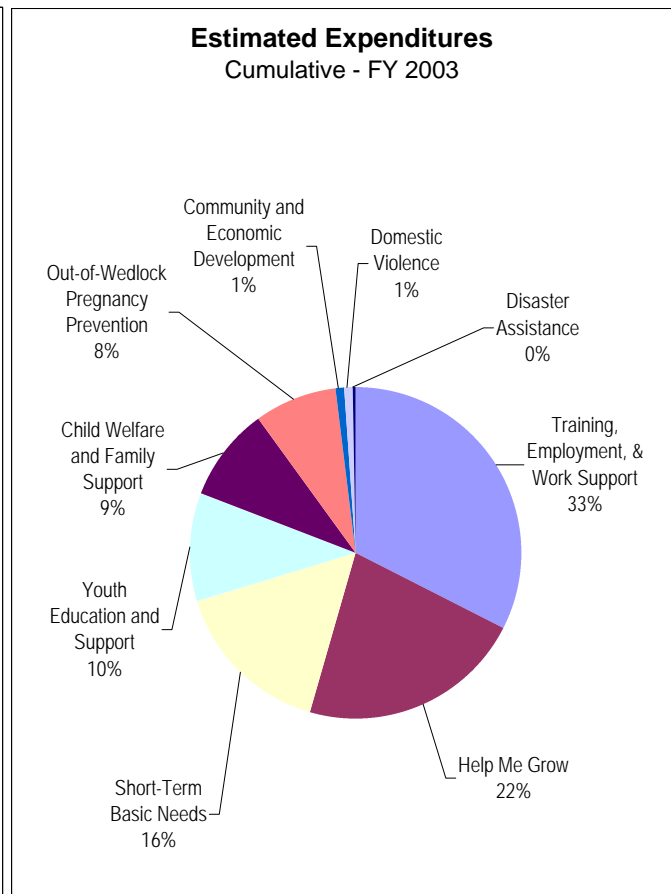
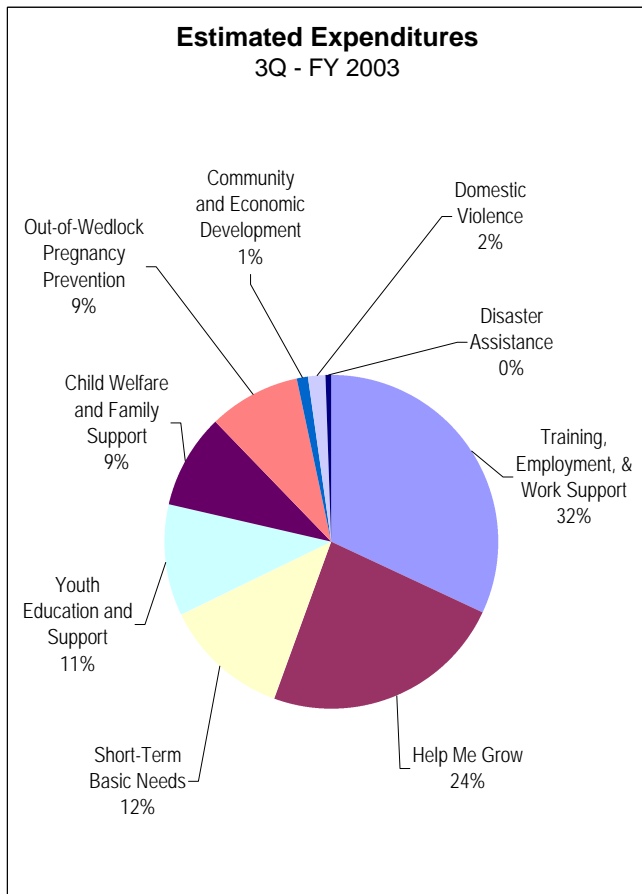
Ohio Department of Job & Family Services
Office of Research, Assessment & Accountability
Bureau of Labor Market Information

Report of TANF PRC Services^a

January - March 2003

Chart 1

Service Category ^b	Avg. Pop. Served ^c	Estimated Expenditures ^d	
	3rd Qtr	3rd Qtr	Fiscal Y-T-D
Training, Employment, & Work Support ^e	12,871	\$12,133,278	\$36,458,770
Help Me Grow	26,674	9,064,201	24,716,450
Short-Term Basic Needs ^f	9,984	4,608,641	17,589,292
Youth Education and Support	17,536	4,135,845	11,707,321
Child Welfare and Family Support	7,819	3,482,740	10,376,103
Out-of-Wedlock Pregnancy Prevention	47,377	3,390,630	8,967,818
Community and Economic Development	---	446,025	1,048,215
Disaster Assistance	1,360	666,255	843,624
Domestic Violence ^g	445	161,068	404,255
Statewide Total [PRC Soft & Hard Services Combined] .	124,066^h	\$38,088,683^h	\$112,111,848^h



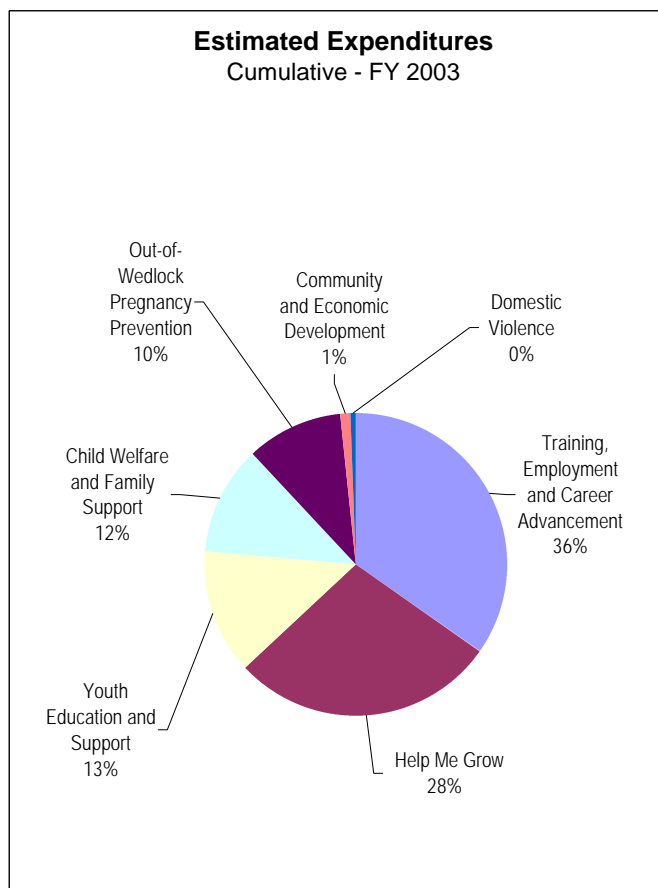
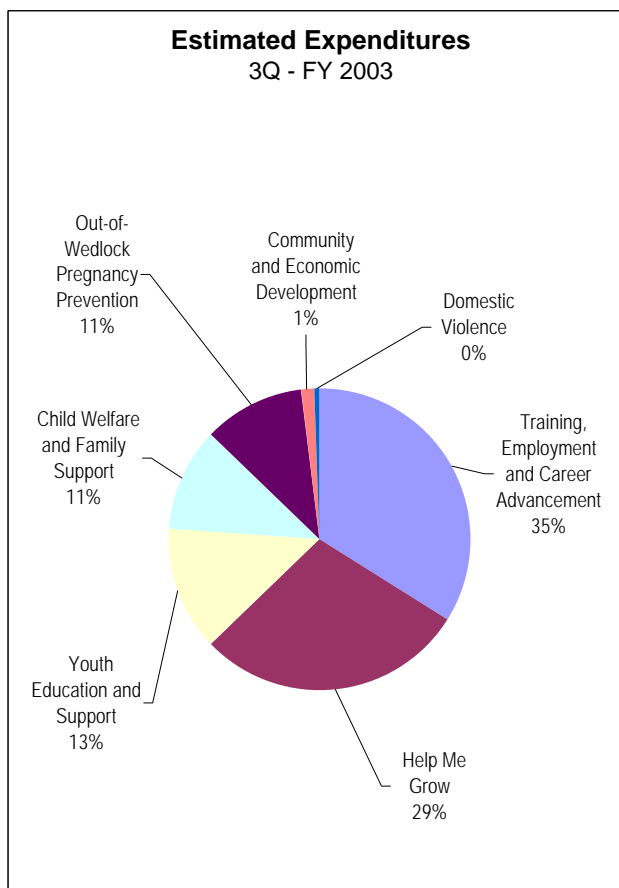
* See footnotes at the end of the report.

TANF PRC Soft Servicesⁱ

January - March 2003

Chart 2

Service Category	Avg. Pop. Served ^c	Estimated Expenditures ^d	
	3rd Qtr	3rd Qtr	Fiscal Y-T-D
Training, Employment and Career Advancement	9,461	\$10,589,128	\$30,499,047
Help Me Grow	26,674	9,064,201	24,716,450
Youth Education and Support	17,536	4,135,845	11,707,321
Child Welfare and Family Support	7,819	3,482,740	10,376,103
Out-of-Wedlock Pregnancy Prevention	47,377	3,390,630	8,967,818
Community and Economic Development	---	446,025	1,048,215
Domestic Violence	431	155,859	389,843
TANF - PRC Soft Services	109,298^h	\$31,264,429^h	\$87,704,797^h
<i>[includes OWF Support Services]</i>			
Statewide Totals [PRC Soft & Hard Services Combined] .	124,066^h	\$38,088,683^h	\$112,111,848^h



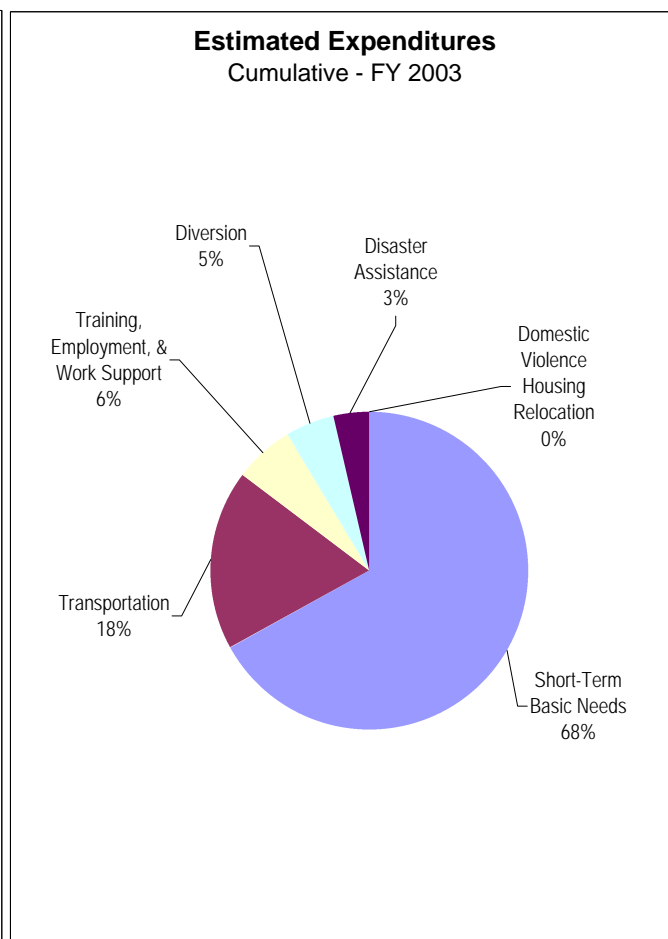
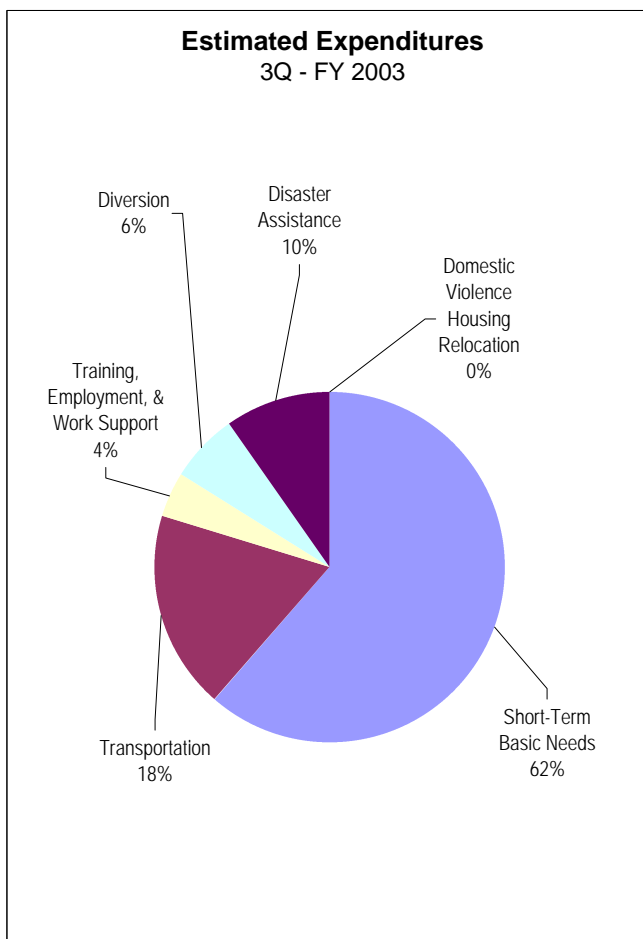
* See footnotes at the end of the report.

TANF PRC Hard Services ^j

January - March 2003

Chart 3

Service Category ^b	Avg. Pop. Served ^c	Estimated Expenditures ^d	
	3rd Qtr	3rd Qtr	Fiscal Y-T-D
Short-Term Basic Needs	9,305	\$4,180,805	\$16,317,421
Transportation	2,705	1,257,713	4,465,042
Training, Employment, & Work Support	705	286,437	1,494,681
Diversion	679	427,836	1,271,871
Disaster Assistance	1,360	666,255	843,624
Domestic Violence Housing Relocation	14	5,209	14,412
TANF - PRC Hard Services	14,768 ^h	\$6,824,255 ^h	\$24,407,051 ^h
Statewide Totals [PRC Soft & Hard Services Combined]	124,066 ^h	\$38,088,683 ^h	\$112,111,848 ^h



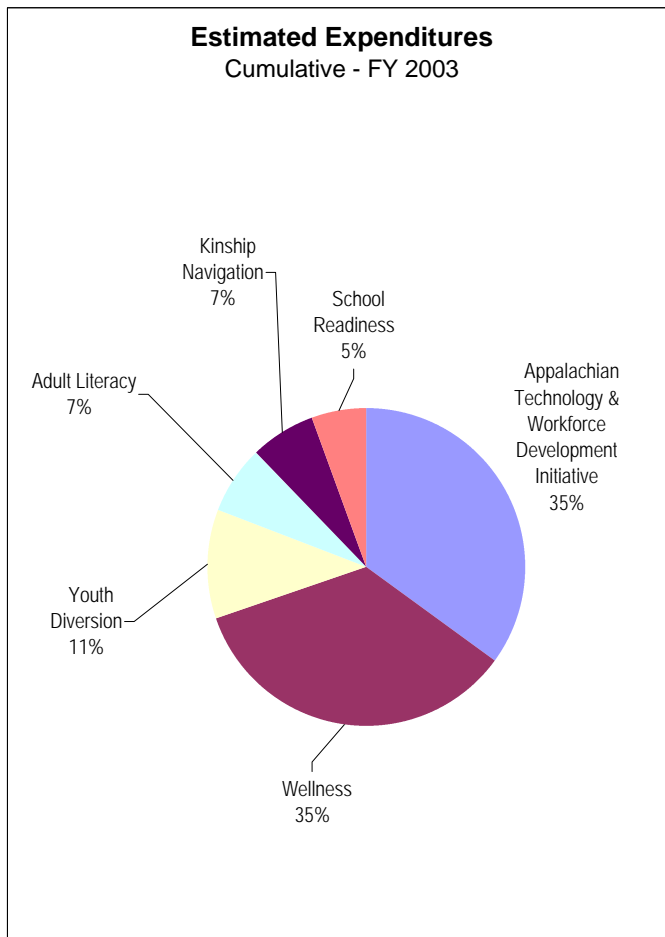
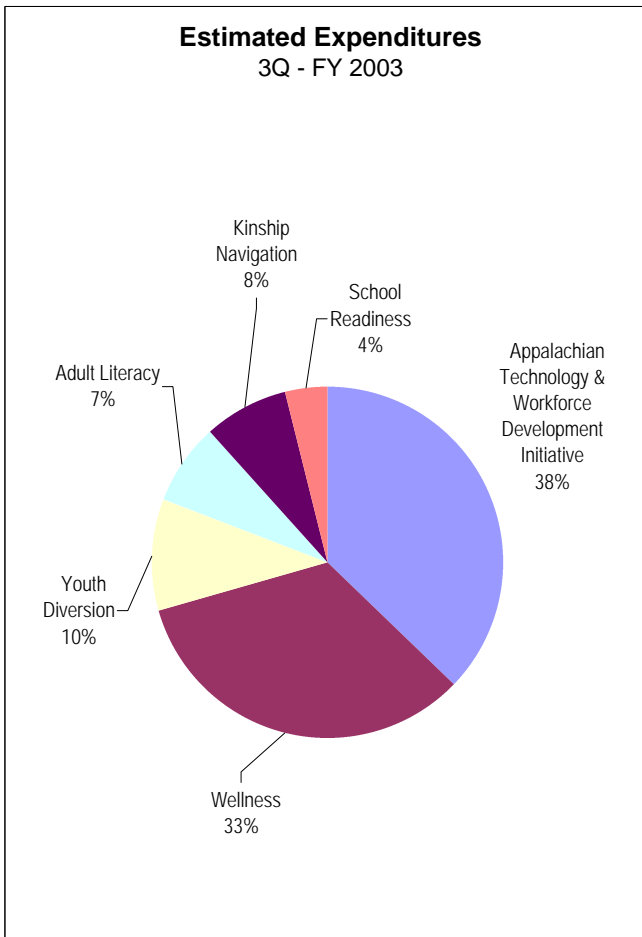
* See footnotes at the end of the report.

TANF PRC Separate Allocations¹

January - March 2003

Chart 4

Separate Allocation Type	Avg. Pop. Served ^c	Estimated Expenditures ^d	
	3rd Qtr	3rd Qtr	Fiscal Y-T-D
Appalachian Technology & Workforce Development Initiative	2,079	\$2,203,959	\$4,954,719
Wellness	38,385	1,965,547	4,946,758
Youth Diversion	1,508	603,286	1,596,386
Adult Literacy	968	439,276	978,806
Kinship Navigator	1,875	461,000	956,053
School Readiness	7,670	226,913	776,872
TANF - PRC Separate Allocations Quarterly Total	52,486^h	\$5,899,982^h	\$14,209,594^h
Statewide Quarterly Total [PRC Soft & Hard Services]	124,066^h	\$38,088,683^h	\$112,111,848^h



* See footnotes at the end of the report.

TANF PRC Soft & Hard Services^k

January - March 2003

Footnotes

- a) This table represents the combination of soft and hard services.
- b) CRIS-E service categories have been consolidated into the following six categories of hard services.
Code definitions are available at URL: <http://www.state.oh.us/odhs/owf/prc/prcwebprpt1.pdf>
Short-term Basic Needs (clothing and shelter) - codes 01, 02, 03, 04, 11, 21, 22, 23, 27, 28, 29, 35
Transportation (including auto expenses and auto downpayment) - codes 05, 18, 19, 32
Training, employment and work support - codes 08, 09, 13, 17, 26, 30, 31, 33, 34, 36
Diversion - code 14
Domestic Violence Housing Relocation - code 25
Disaster Assistance - code 20
- c) Since some populations could reflect duplicate numbers served across multiple categories and/or monthly reporting periods, these numbers represent a monthly average of reported totals for the reporting period.
- d) This report was introduced in July 2001 to capture information on categories of services and populations served and estimates of the distribution of expenditures that are not captured by any other measures. Therefore, this report is not designed to correspond to ODJFS Federal Fiscal reporting.
- e) Represents the combination of "Training, Employment and Career Advancement" (Soft), "Transportation" (Hard) & "Training, Employment and Work Support" (Hard).
- f) Includes "Diversion" from Hard Services.
- g) Includes "Domestic Violence Housing Relocation" from Hard Services.
- h) Totals may not add due to rounding.
- i) Does not include non-CDJFS administered TANF carve-outs for soft services. These programs are:
1. Department of Education / Head Start
 2. Department of Health / Family Planning
 3. Ohio Department of Alcohol & Drug Addiction Services / Substance Abuse Treatment and Mentoring
 4. Department of Development / TANF Housing Program
- j) Numbers may also reflect all members of an Assistance Group, while one member may be the primary or direct recipient of service.
- k) The Prevention, Retention, Contingency (PRC) Program is an Ohio TANF funded program administered by CDJFS's.
The PRC reporting system consists of two reporting mechanisms based on the two primary service categories of "hard" and "soft" services:
- * PRC "hard" services are benefits having cash value that are provided to clients. These services are reported through CRIS-E at the time of service provision. The reporting categories, codes and service definitions for hard services are listed in CRIS-E/PRC Reporting Categories.
 - * PRC "soft" services are services without cash value to the recipient (e.g., job training and education, after-school programs, etc.). Data on these services are collected through the PRC Web Reporting Tool (WRT).
- l) Special Allocations are included in both soft and hard services under different categories.
- Sources:
Hard services data come from the CRIS-E reporting system.
Soft services data are from the PRC Web Reporting Tool (WRT).
-