

TANF PRC

PRC Services Report

October - December 2005

State Fiscal Year 2006

Ohio Department of Job & Family Services

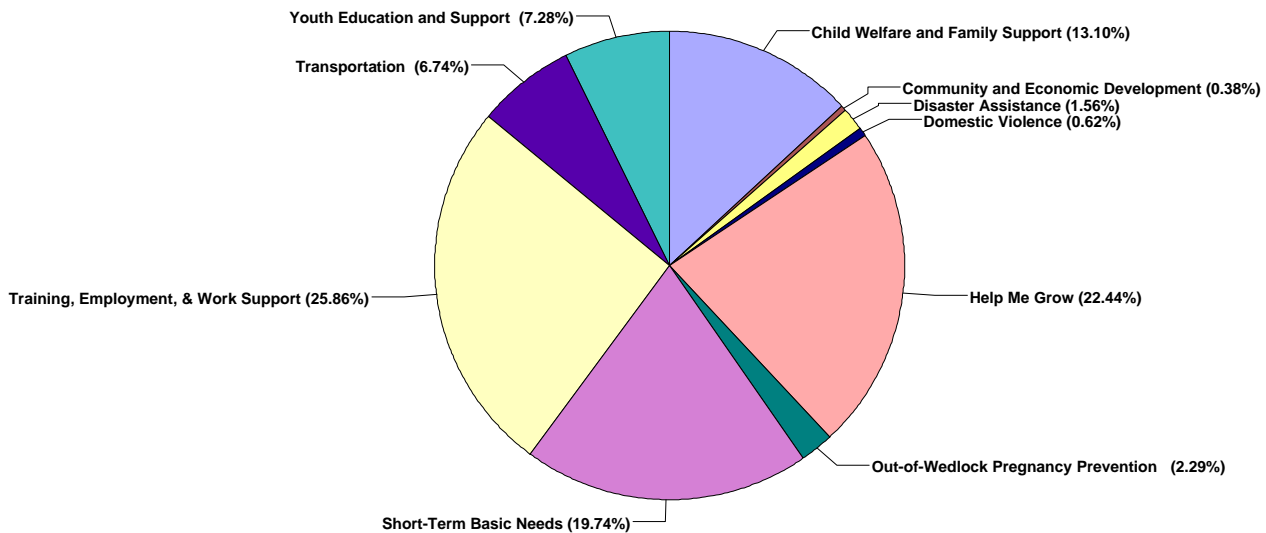
Office of Research, Assessment & Accountability

Bureau of Research and Evaluation

**Report of TANF PRC Services^a
October - December 2005**

Service Category ^b	Avg. Population Served ^c	Estimated Expenditures ^d	Y-T-D Expenditures
Child Welfare and Family Support	10,130	\$5,372,868	\$12,623,075
Community and Economic Development	---	\$154,154	\$256,752
Disaster Assistance	1,030	\$639,816	\$1,772,521
Domestic Violence ^e	288	\$254,039	\$474,425
Help Me Grow	24,317	\$9,203,223	\$17,606,267
Out-of-Wedlock Pregnancy Prevention	6,302	\$937,833	\$1,558,255
Short-Term Basic Needs ^f	21,618	\$8,097,668	\$15,153,186
Training, Employment, & Work Support ^g	9,375	\$10,609,765	\$20,018,162
Transportation	5,027	\$2,764,142	\$4,902,519
Youth Education and Support	12,319	\$2,987,738	\$5,008,912
Statewide Quarterly Total [PRC Soft & Hard Services]	90,406	\$41,021,246	\$79,374,074

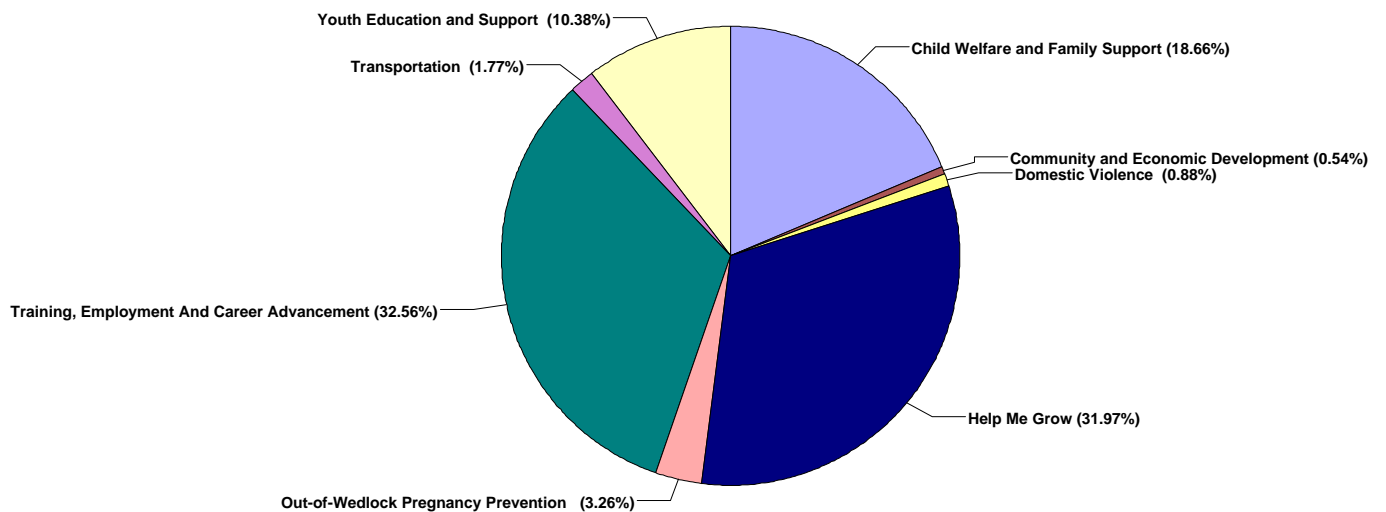
Estimated Expenditures 2Q - SFY 2006



TANF PRC Soft Services ⁱ
October - December 2005

Service Category ^b	Avg. Population Served ^c	Estimated Expenditures ^d	Y-T-D Expenditures
Child Welfare and Family Support	10,130	\$5,372,868	\$12,623,075
Community and Economic Development	- - -	\$154,154	\$256,752
Domestic Violence ^e	286	\$253,305	\$469,521
Help Me Grow	24,317	\$9,203,223	\$17,606,267
Out-of-Wedlock Pregnancy Prevention	6,302	\$937,833	\$1,558,255
Training, Employment And Career Advancement ^g	7,148	\$9,373,364	\$17,649,599
Transportation	933	\$509,032	\$912,673
Youth Education and Support	12,319	\$2,987,738	\$5,008,912
TANF - PRC Soft Services Quarterly Total [includes OWF Support Services]	61,435	\$28,791,517	\$56,085,053
Statewide Quarterly Total [PRC Soft & Hard Services]	90,406	\$41,021,246	\$79,374,074

Estimated Expenditures 2Q - SFY 2006

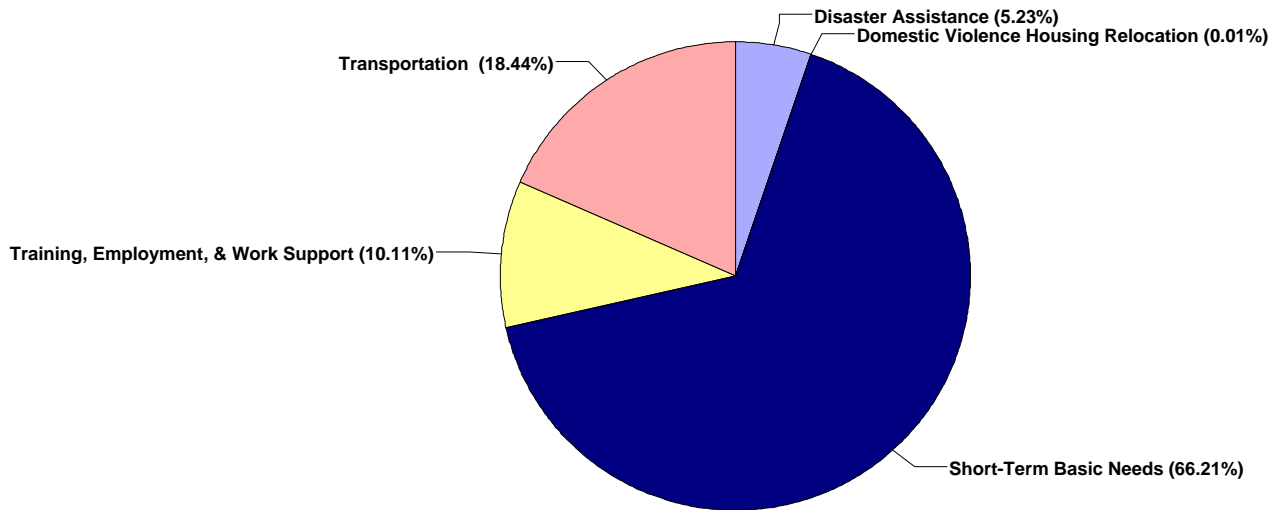


TANF PRC Hard Services ^j
October - December 2005

Service Category ^b	Avg. Population Served ^c	Estimated Expenditures ^d	Y-T-D Expenditures
Disaster Assistance	1,030	\$639,816	\$1,772,521
Domestic Violence Housing Relocation	2	\$734	\$4,905
Short-Term Basic Needs	21,618	\$8,097,668	\$15,153,186
Training, Employment, & Work Support	2,227	\$1,236,401	\$2,368,563
Transportation	4,094	\$2,255,110	\$3,989,846
TANF PRC Hard Services Quarterly Total	28,971	\$12,229,729	\$23,289,021
Statewide Quarterly Total [PRC Soft & Hard Services]	90,406	\$41,021,246	\$79,374,074

Estimated Expenditures

2Q - SFY 2006



TANF PRC Soft & Hard Services^k

October - December 2005

Footnotes

- a) This table represents the combination of soft and hard services.
- b) CRIS-E service categories have been consolidated into the following six categories of hard services.
Code definitions are available at URL: <http://www.state.oh.us/odhs/owf/prc/prcwebprt1.pdf>
- Short-term Basic Needs (clothing and shelter) - codes 01, 02, 03, 04, 11, 21, 22, 23, 27, 28, 29, 35
 - Transportation (including auto expenses and auto downpayment) - codes 05, 18, 19, 32
 - Training, employment and work support - codes 08, 09, 13, 14, 17, 26, 30, 31, 33, 34, 36
 - Domestic Violence Housing Relocation - code 25
 - Disaster Assistance - code 20
- c) Since some populations could reflect duplicate numbers served across multiple categories and/or monthly reporting periods, these numbers represent a monthly average of reported totals for the reporting period.
- d) This report was introduced in July 2001 to capture information on categories of services and populations served and estimates of the distribution of expenditures that are not captured by any other measures. Therefore, this report is not designed to correspond to ODJFS Federal Fiscal reporting.
- e) Includes "Domestic Violence Housing Relocation" from Hard Services.
- f) Includes "Diversion" from Hard Services.
- g) Represents the combination of "Training, Employment and Career Advancement" (Soft), "Transportation" (Hard) & "Training, Employment and Work Support" (Hard).
- h) Totals may not add due to rounding.
- i) Does not include non-CDJFS administered TANF carve-outs for soft services. These programs are:
1. Ohio Department of Alcohol & Drug Addiction Services/Substance Abuse Prevention and Treatment
 2. Department of Development/TANF Housing Program
 3. Ohio Department of Rehabilitation & Corrections/Children of Incarcerated Parents Program
 4. Ohio Rehabilitation Services Commission/Vocational Rehabilitation
- j) Numbers may also reflect all members of an Assistance Group, while one member may be the primary or direct recipient of service.
- k) The Prevention, Retention, Contingency (PRC) Program is an Ohio TANF funded program administered by CDJFSs.
The PRC reporting system consists of two reporting mechanisms based on the two primary service categories of "hard" and "soft" services:
- * PRC "hard" services are benefits having cash value that are provided to clients. These services are reported through CRIS-E at the time of service provision. The reporting categories, codes and service definitions for hard services are listed in CRIS-E/PRC Reporting Categories.
 - * PRC "soft" services are services without cash value to the recipient (e.g., job training and education, after-school programs, etc.). Data on these services are collected through the PRC Web Reporting Tool (WRT).

Hard services data come from the CRIS-E reporting system.

Soft services data are from the PRC Web Reporting Tool (WRT).