

TANF PRC

PRC Services Report

January - March 2005

State Fiscal Year 2005

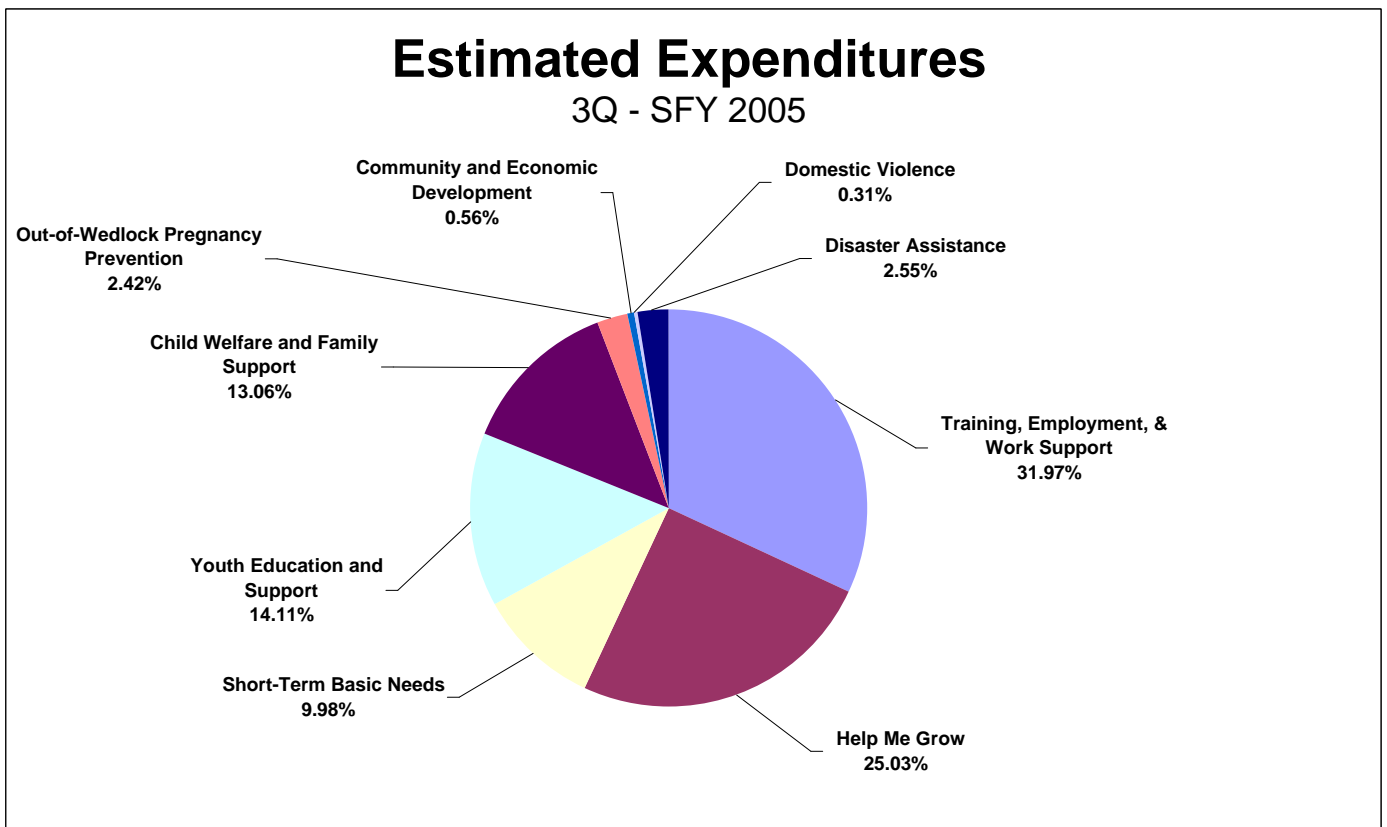
Ohio Department of Job & Family Services
Office of Research, Assessment & Accountability
Bureau of Research and Evaluation

Report of TANF PRC Services^a

January - March 2005

Chart 1

Service Category ^b	Avg. Pop. Served ^c	Estimated Expenditures ^d	Y-T-D Expenditures
Training, Employment, & Work Support ^e	11,921	\$12,754,280	\$32,507,257
Help Me Grow	24,139	9,987,972	25,841,213
Short-Term Basic Needs ^f	11,236	3,983,675	15,895,540
Youth Education and Support	8,472	5,631,001	9,430,896
Child Welfare and Family Support	8,872	5,210,753	13,872,084
Out-of-Wedlock Pregnancy Prevention	5,916	965,554	2,253,300
Community and Economic Development	---	223,928	551,104
Domestic Violence ^g	188	124,306	445,609
Disaster Assistance	2,635	1,017,209	1,962,920
Statewide Quarterly Total [PRC Soft & Hard Services]	73,379	\$39,898,678^h	\$102,759,923



* See footnotes at the end of the report.

TANF PRC Soft Servicesⁱ

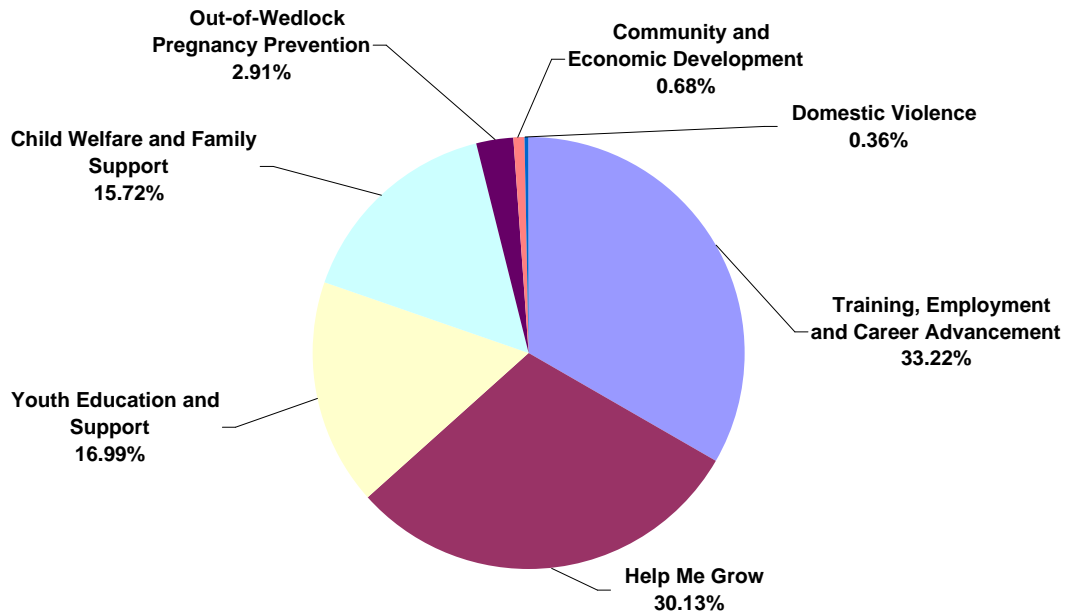
January - March 2005

Chart 2

Service Category	Avg. Pop. Served ^c	Estimated Expenditures ^d	Y-T-D Expenditures
Training, Employment and Career Advancement	8,118	11,011,705	26,555,555
Help Me Grow	24,139	9,987,972	25,841,213
Youth Education and Support	8,472	5,631,001	9,430,896
Child Welfare and Family Support	8,872	5,210,753	13,872,084
Out-of-Wedlock Pregnancy Prevention	5,916	965,554	2,253,300
Community and Economic Development	---	223,928	551,104
Domestic Violence	183	119,996	431,249
TANF - PRC Soft Services Quarterly Total	55,700	\$33,150,908 ^h	\$78,935,400
[includes OWF Support Services]			
Statewide Quarterly Total [PRC Soft & Hard Services]	73,379	\$39,898,678 ^h	\$102,759,923

Estimated Expenditures

3Q - SFY 2005



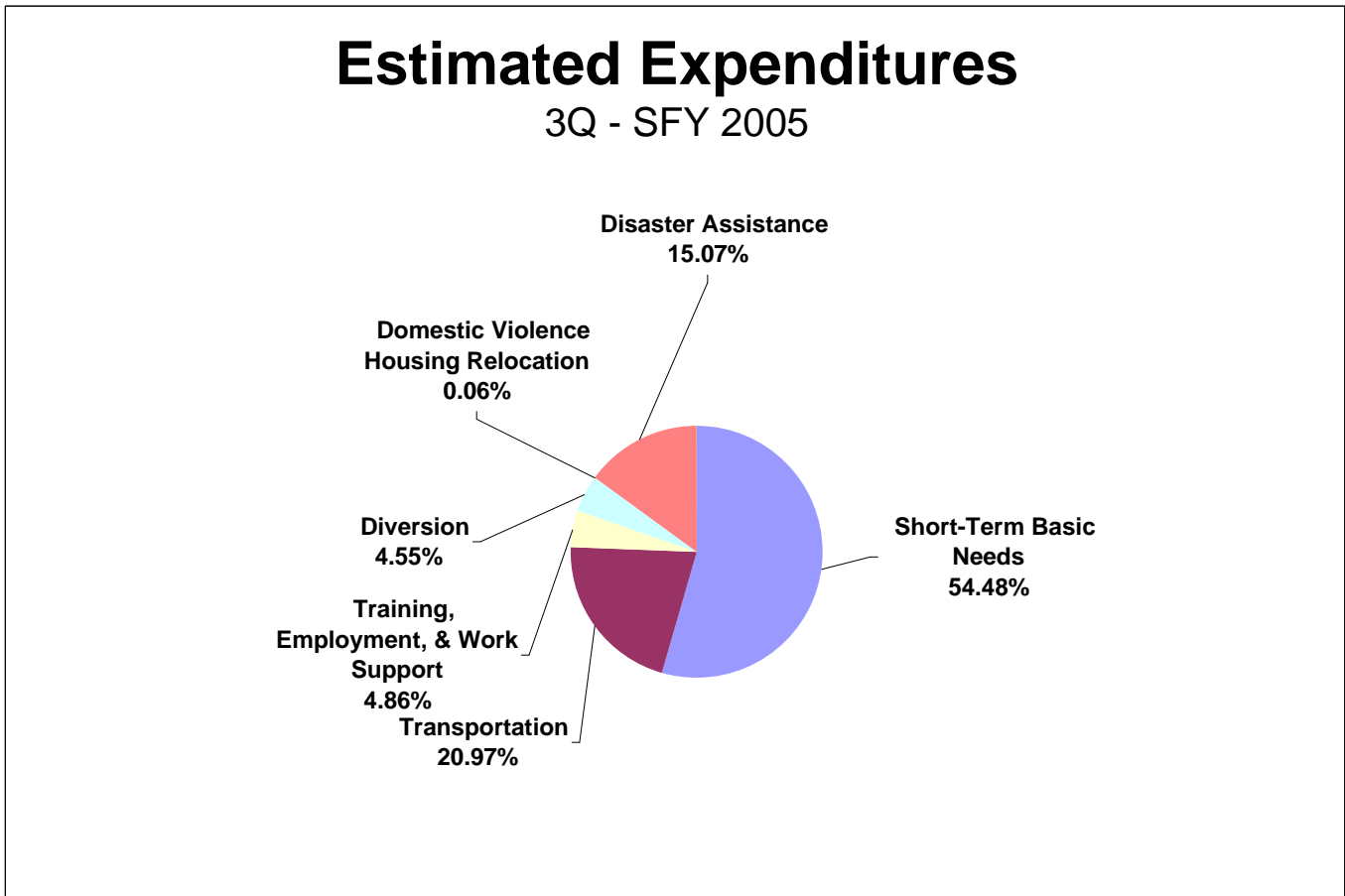
* See footnotes at the end of the report.

TANF PRC Hard Services^j

January - March 2005

Chart 3

Service Category ^b	Avg. Pop. Served ^c	Estimated Expenditures ^d	Y-T-D Expenditures
Short-Term Basic Needs	10,832	3,676,350	14,503,272
Transportation	2,898	1,414,837	4,258,036
Training, Employment, & Work Support	905	327,738	1,693,666
Diversion	404	307,325	1,392,268
Domestic Violence Housing Relocation	5	4,310	14,360
Disaster Assistance	2,635	1,017,209	1,962,920
TANF PRC Hard Services Quarterly Total	17,679	\$6,747,769^h	\$23,824,522
Statewide Quarterly Total [PRC Soft & Hard Services]	73,379	\$39,898,678^h	\$102,759,923



* See footnotes at the end of the report.

TANF PRC Soft & Hard Services^k

January - March 2005

Footnotes

- a) This table represents the combination of soft and hard services.
- b) CRIS-E service categories have been consolidated into the following six categories of hard services.
Code definitions are available at URL: <http://www.state.oh.us/odhs/owf/prc/prcwebprt1.pdf>
Short-term Basic Needs (clothing and shelter) - codes 01, 02, 03, 04, 11, 21, 22, 23, 27, 28, 29, 35
Transportation (including auto expenses and auto downpayment) - codes 05, 18, 19, 32
Training, employment and work support - codes 08, 09, 13, 17, 26, 30, 31, 33, 34, 36
Diversion - code 14
Domestic Violence Housing Relocation - code 25
Disaster Assistance - code 20
- c) Since some populations could reflect duplicate numbers served across multiple categories and/or monthly reporting periods, these numbers represent a monthly average of reported totals for the reporting period.
- d) This report was introduced in July 2001 to capture information on categories of services and populations served and estimates of the distribution of expenditures that are not captured by any other measures. Therefore, this report is not designed to correspond to ODJFS Federal Fiscal reporting.
- e) Represents the combination of "Training, Employment and Career Advancement" (Soft), "Transportation" (Hard) & "Training, Employment and Work Support" (Hard).
- f) Includes "Diversion" from Hard Services.
- g) Includes "Domestic Violence Housing Relocation" from Hard Services.
- h) Totals may not add due to rounding.
- i) Does not include non-CDJFS administered TANF carve-outs for soft services. These programs are:
1. Ohio Department of Alcohol & Drug Addiction Services/Substance Abuse Prevention and Treatment
 2. Department of Development/TANF Housing Program
 3. Ohio Department of Rehabilitation & Corrections/Children of Incarcerated Parents Program
 4. Ohio Rehabilitation Services Commission/Vocational Rehabilitation
- j) Numbers may also reflect all members of an Assistance Group, while one member may be the primary or direct recipient of service.
- k) The Prevention, Retention, Contingency (PRC) Program is an Ohio TANF funded program administered by CDJFSs.
The PRC reporting system consists of two reporting mechanisms based on the two primary service categories of "hard" and "soft" services:
* PRC "hard" services are benefits having cash value that are provided to clients. These services are reported through CRIS-E at the time of service provision. The reporting categories, codes and service definitions for hard services are listed in CRIS-E/PRC Reporting Categories.
* PRC "soft" services are services without cash value to the recipient (e.g., job training and education, after-school programs, etc.). Data on these services are collected through the PRC Web Reporting Tool (WRT).

Sources:

Hard services data come from the CRIS-E reporting system.
Soft services data are from the PRC Web Reporting Tool (WRT).