

TANF PRC

PRC Services Report

April - June 2003

Fiscal Year 2003

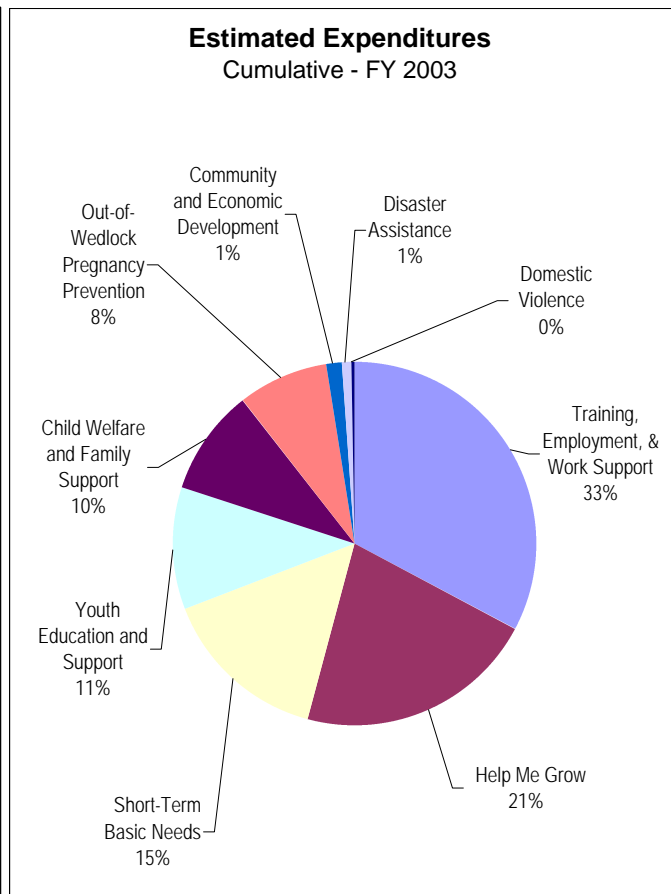
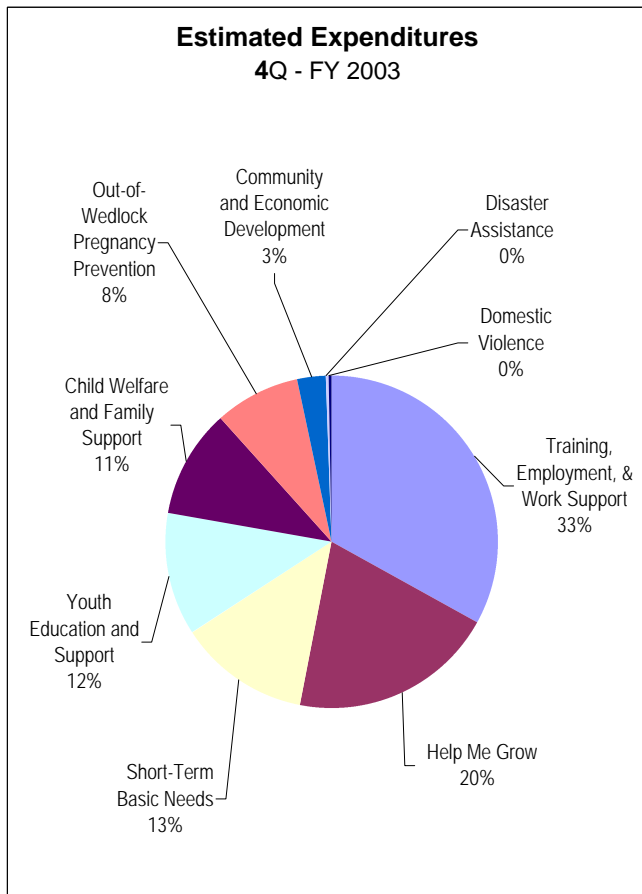
Ohio Department of Job & Family Services
Office of Research, Assessment & Accountability
Bureau of Labor Market Information

Report of TANF PRC Services^a

April - June 2003

Chart 1

Service Category ^b	Avg. Pop. Served ^c	Estimated Expenditures ^d	
	4th Qtr	4th Qtr	Fiscal Y-T-D
Training, Employment, & Work Support ^e	15,259	\$13,506,011	\$49,964,781
Help Me Grow	23,362	8,108,279	32,824,729
Short-Term Basic Needs ^f	13,677	5,258,710	22,848,002
Youth Education and Support	17,222	4,885,170	16,592,491
Child Welfare and Family Support	8,662	4,307,450	14,683,553
Out-of-Wedlock Pregnancy Prevention	32,955	3,362,865	12,330,683
Community and Economic Development	---	1,127,529	2,175,744
Disaster Assistance	229	92,413	936,037
Domestic Violence ^g	322	157,036	561,291
Statewide Total [PRC Soft & Hard Services Combined] .	111,688^h	\$40,805,463^h	\$152,917,311^h



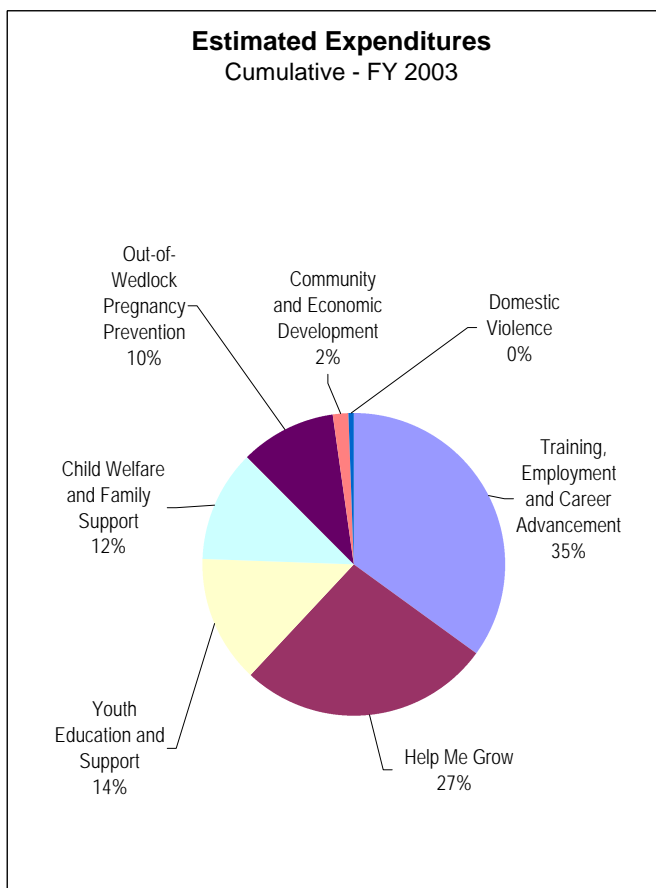
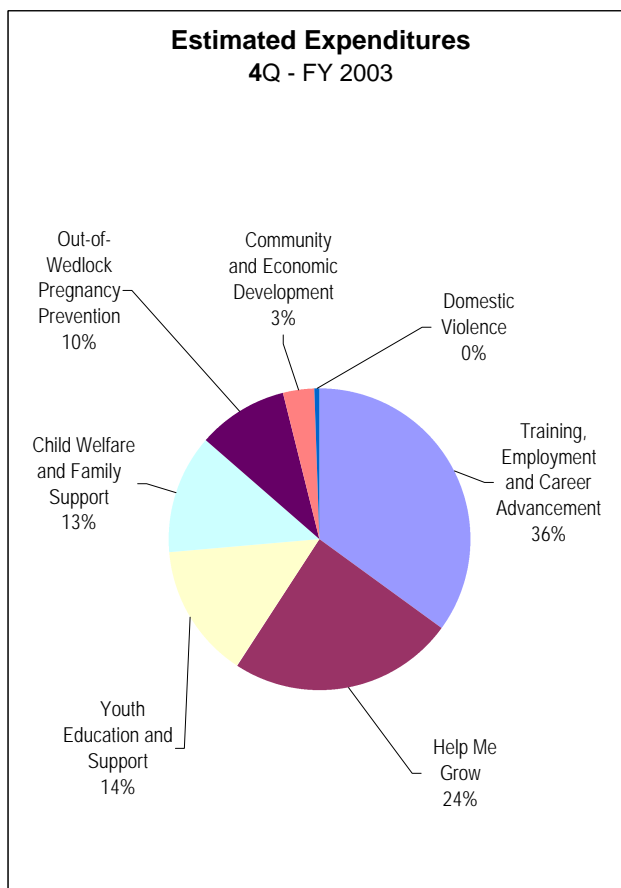
* See footnotes at the end of the report.

TANF PRC Soft Servicesⁱ

April - June 2003

Chart 2

Service Category	Avg. Pop. Served ^c	Estimated Expenditures ^d	
	4th Qtr	4th Qtr	Fiscal Y-T-D
Training, Employment and Career Advancement	11,675	\$11,884,067	\$42,383,114
Help Me Grow	23,362	8,108,279	32,824,729
Youth Education and Support	17,222	4,885,170	16,592,491
Child Welfare and Family Support	8,662	4,307,450	14,683,553
Out-of-Wedlock Pregnancy Prevention	32,955	3,362,865	12,330,683
Community and Economic Development	---	1,127,529	2,175,744
Domestic Violence	315	154,357	544,200
TANF - PRC Soft Services	94,191^h	\$33,829,717^h	\$121,534,514^h
<i>[includes OWF Support Services]</i>			
Statewide Totals [PRC Soft & Hard Services Combined] .	111,688^h	\$40,805,463^h	\$152,917,311^h



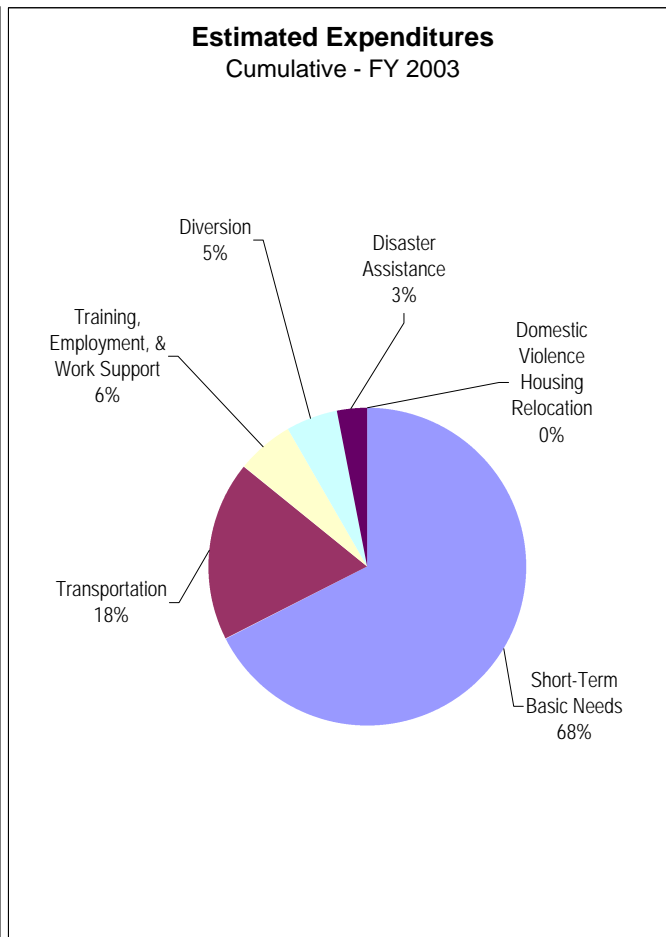
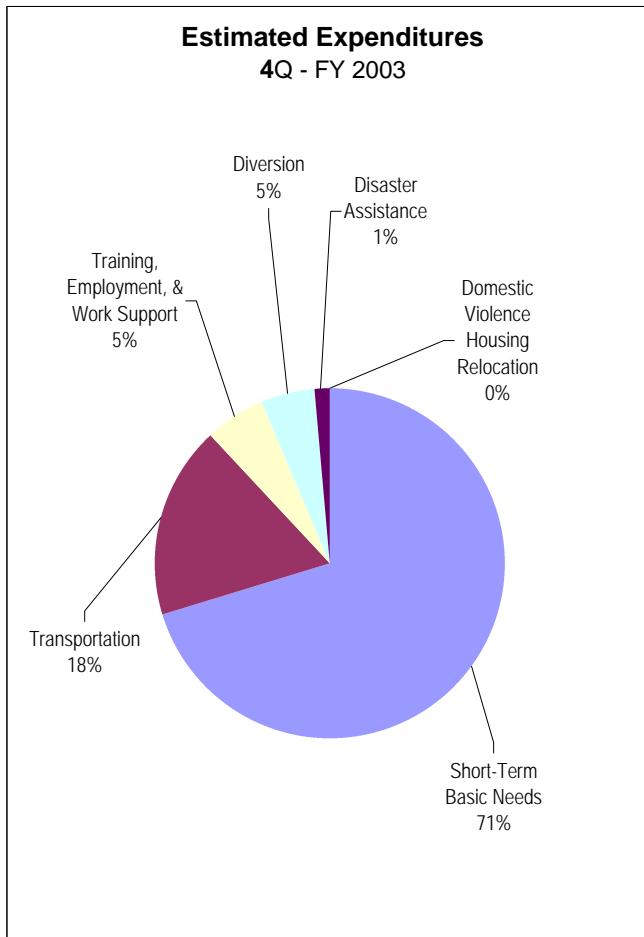
* See footnotes at the end of the report.

TANF PRC Hard Services ^j

April - June 2003

Chart 3

Service Category ^b	Avg. Pop. Served ^c	Estimated Expenditures ^d	
	4th Qtr	4th Qtr	Fiscal Y-T-D
Short-Term Basic Needs	13,190	\$4,905,345	\$21,222,766
Transportation	2,607	1,246,565	5,711,607
Training, Employment, & Work Support	977	375,379	1,870,060
Diversion	487	353,365	1,625,236
Disaster Assistance	229	92,413	936,037
Domestic Violence Housing Relocation	7	2,679	17,091
TANF - PRC Hard Services	17,498 ^h	\$6,975,746 ^h	\$31,382,797 ^h
Statewide Totals [PRC Soft & Hard Services Combined]	111,688 ^h	\$40,805,463 ^h	\$152,917,311 ^h



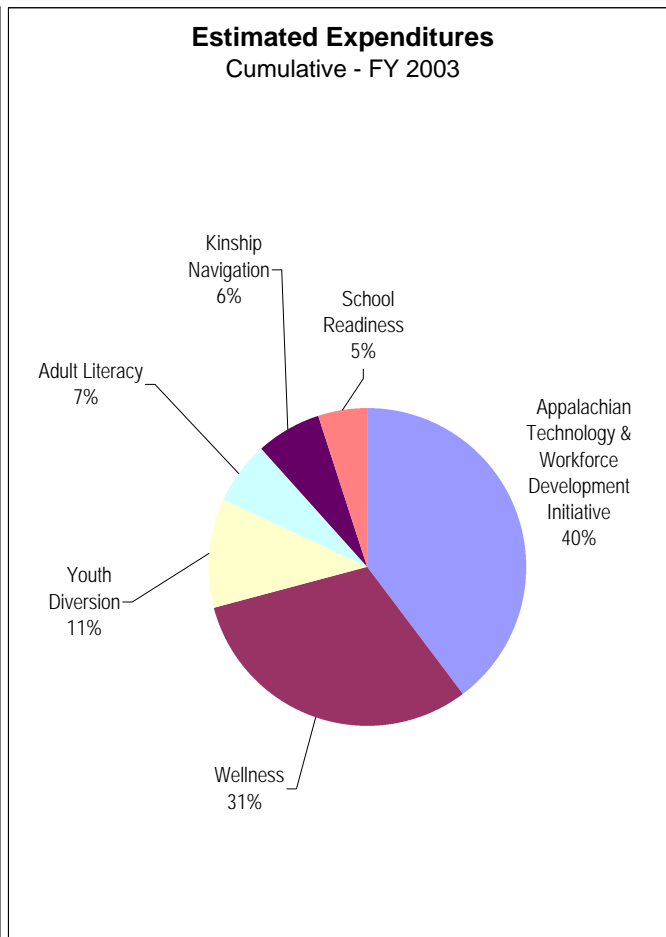
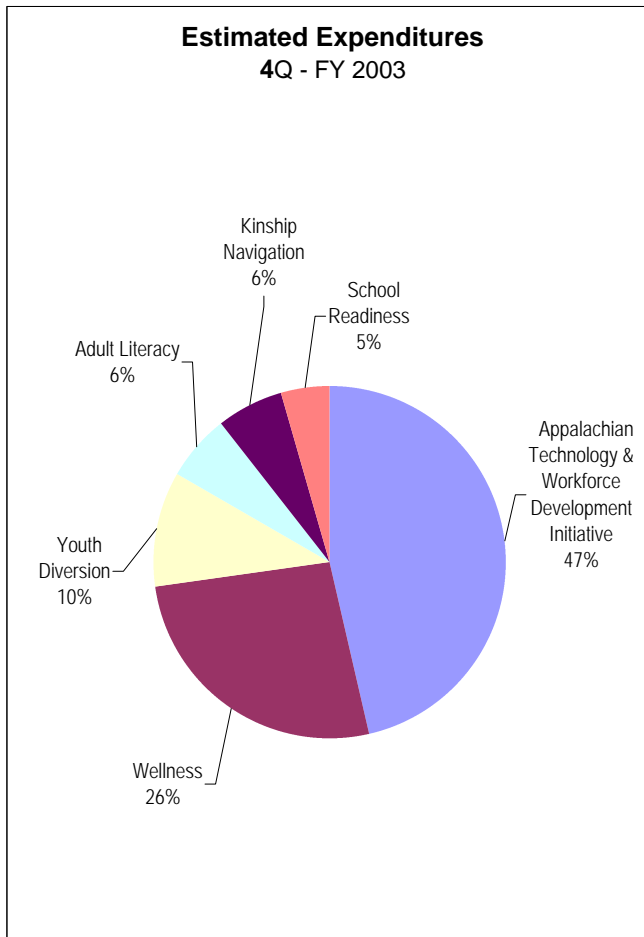
* See footnotes at the end of the report.

TANF PRC Separate Allocations¹

April - June 2003

Chart 4

Separate Allocation Type	Avg. Pop. Served ^c	Estimated Expenditures ^d	
	4th Qtr	4th Qtr	Fiscal Y-T-D
Appalachian Technology & Workforce Development Initiative	4,609	\$4,625,668	\$9,580,387
Wellness	26,738	2,627,722	7,574,480
Youth Diversion	1,428	1,044,731	2,641,117
Adult Literacy	3,262	605,802	1,584,608
Kinship Navigator	2,334	608,046	1,564,099
School Readiness	6,457	455,722	1,232,594
TANF - PRC Separate Allocations Quarterly Total	44,829^h	\$9,967,691^h	\$24,177,285^h
Statewide Quarterly Total [PRC Soft & Hard Services]	111,688^h	\$40,805,463^h	\$152,917,311^h



* See footnotes at the end of the report.

TANF PRC Soft & Hard Services^k

April - June 2003

Footnotes

- a) This table represents the combination of soft and hard services.
- b) CRIS-E service categories have been consolidated into the following six categories of hard services.
Code definitions are available at URL: <http://www.state.oh.us/odhs/owf/prc/prcwebprpt1.pdf>
Short-term Basic Needs (clothing and shelter) - codes 01, 02, 03, 04, 11, 21, 22, 23, 27, 28, 29, 35
Transportation (including auto expenses and auto downpayment) - codes 05, 18, 19, 32
Training, employment and work support - codes 08, 09, 13, 17, 26, 30, 31, 33, 34, 36
Diversion - code 14
Domestic Violence Housing Relocation - code 25
Disaster Assistance - code 20
- c) Since some populations could reflect duplicate numbers served across multiple categories and/or monthly reporting periods, these numbers represent a monthly average of reported totals for the reporting period.
- d) This report was introduced in July 2001 to capture information on categories of services and populations served and estimates of the distribution of expenditures that are not captured by any other measures. Therefore, this report is not designed to correspond to ODJFS Federal Fiscal reporting.
- e) Represents the combination of "Training, Employment and Career Advancement" (Soft), "Transportation" (Hard) & "Training, Employment and Work Support" (Hard).
- f) Includes "Diversion" from Hard Services.
- g) Includes "Domestic Violence Housing Relocation" from Hard Services.
- h) Totals may not add due to rounding.
- i) Does not include non-CDJFS administered TANF carve-outs for soft services. These programs are:
1. Department of Education / Head Start
 2. Department of Health / Family Planning
 3. Ohio Department of Alcohol & Drug Addiction Services / Substance Abuse Treatment and Mentoring
 4. Department of Development / TANF Housing Program
- j) Numbers may also reflect all members of an Assistance Group, while one member may be the primary or direct recipient of service.
- k) The Prevention, Retention, Contingency (PRC) Program is an Ohio TANF funded program administered by CDJFS's.
The PRC reporting system consists of two reporting mechanisms based on the two primary service categories of "hard" and "soft" services:
- * PRC "hard" services are benefits having cash value that are provided to clients. These services are reported through CRIS-E at the time of service provision. The reporting categories, codes and service definitions for hard services are listed in CRIS-E/PRC Reporting Categories.
 - * PRC "soft" services are services without cash value to the recipient (e.g., job training and education, after-school programs, etc.). Data on these services are collected through the PRC Web Reporting Tool (WRT).
- l) Special Allocations are included in both soft and hard services under different categories.
- Sources:
Hard services data come from the CRIS-E reporting system.
Soft services data are from the PRC Web Reporting Tool (WRT).
-