

TANF PRC

PRC Services Report

January - March 2004

Fiscal Year 2004

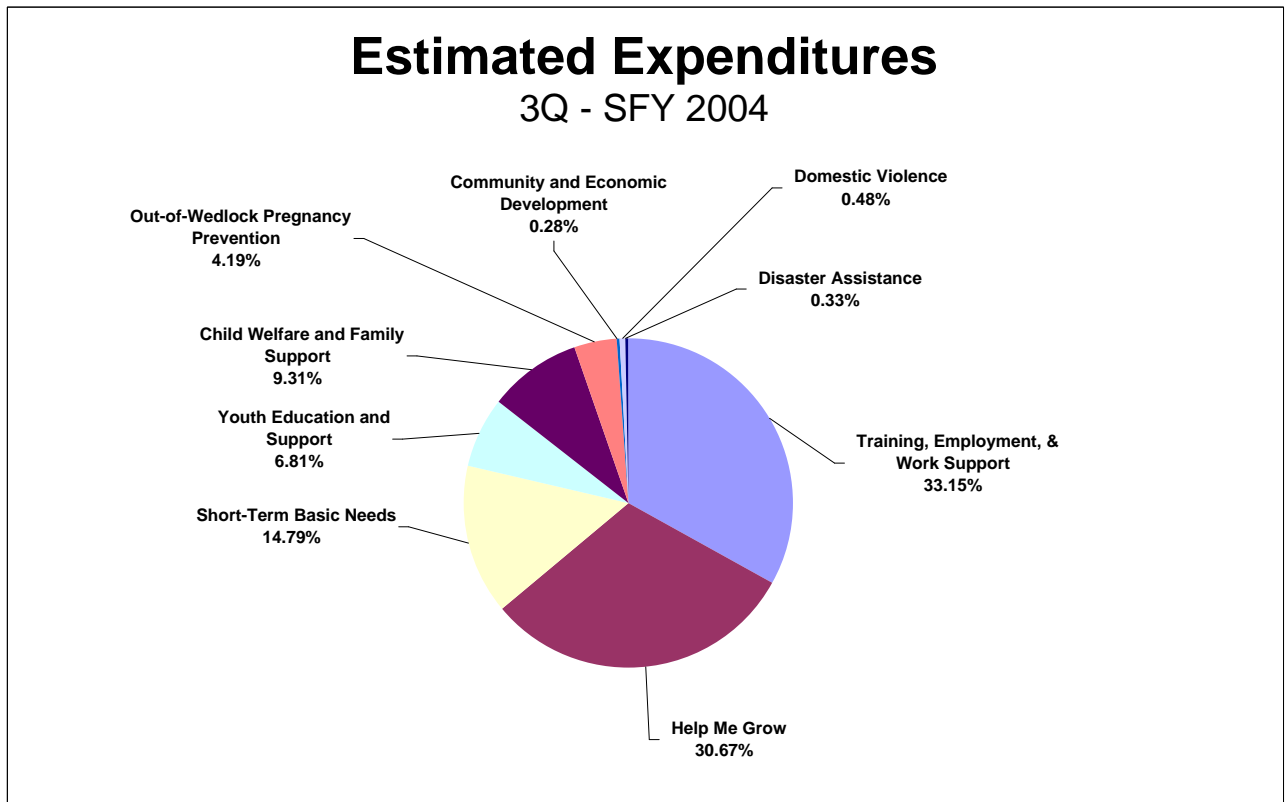
Ohio Department of Job & Family Services
Office of Research, Assessment & Accountability
Bureau of Research and Evaluation

Report of TANF PRC Services^a

January - March 2004

Chart 1

Service Category ^b	Avg. Pop. Served ^c	Estimated Expenditures ^d	Y-T-D Expenditures
Training, Employment, & Work Support ^e	10,968	\$8,662,494	\$25,322,687
Help Me Grow	23,462	8,014,630	24,485,524
Short-Term Basic Needs ^f	9,477	3,864,223	15,250,907
Youth Education and Support	6,234	1,779,165	6,415,946
Child Welfare and Family Support	5,965	2,431,574	7,858,674
Out-of-Wedlock Pregnancy Prevention	6,507	1,095,923	2,349,848
Community and Economic Development	---	72,112	481,792
Domestic Violence ^g	198	124,809	386,344
Disaster Assistance	105	85,872	587,377
Statewide Quarterly Total [PRC Soft & Hard Services]	62,916	\$26,130,802^h	\$83,139,099



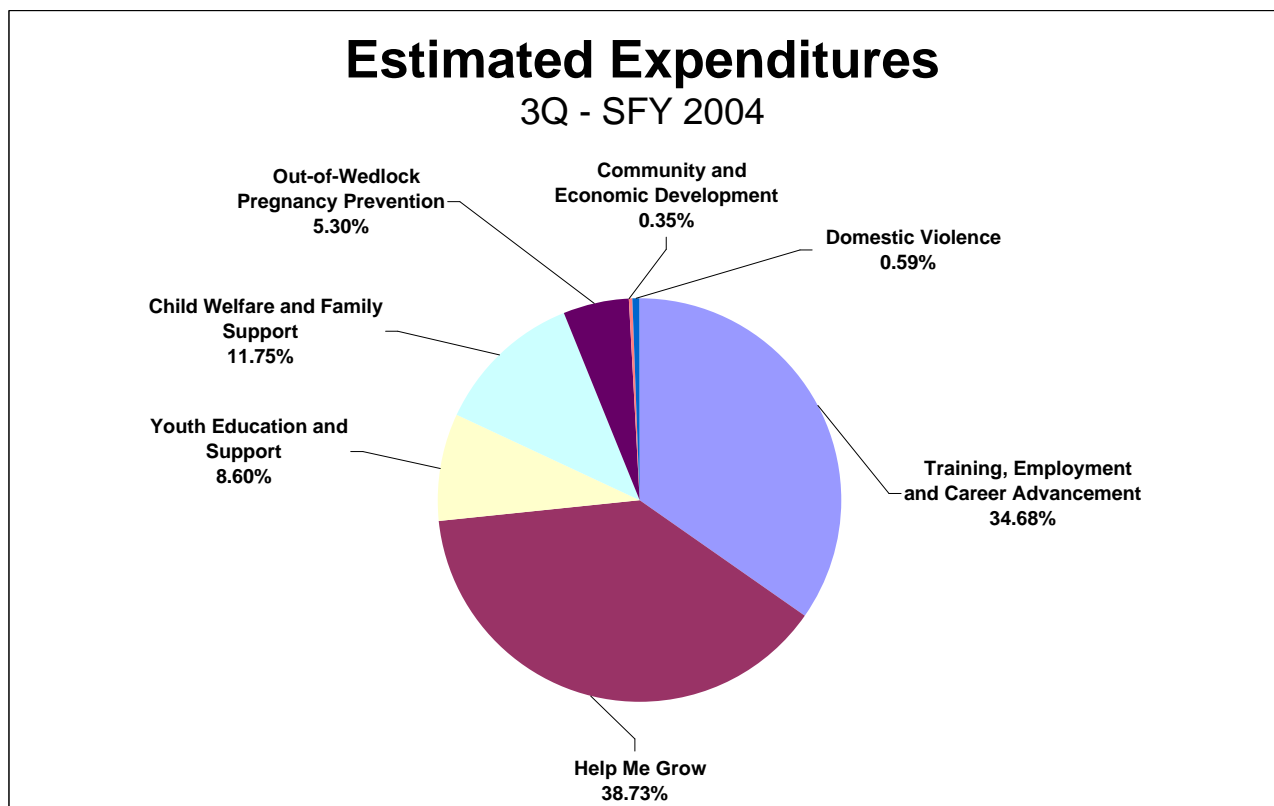
* See footnotes at the end of the report.

TANF PRC Soft Servicesⁱ

January - March 2004

Chart 2

Service Category	Avg. Pop. Served ^c	Estimated Expenditures ^d	Y-T-D Expenditures
Training, Employment and Career Advancement	8,004	7,176,535	19,342,420
Help Me Grow	23,462	8,014,630	24,485,524
Youth Education and Support	6,234	1,779,165	6,415,946
Child Welfare and Family Support	5,965	2,431,574	7,858,674
Out-of-Wedlock Pregnancy Prevention	6,507	1,095,923	2,349,848
Community and Economic Development	- - -	72,112	481,792
Domestic Violence	193	121,508	378,078
TANF - PRC Soft Services Quarterly Total	50,365	\$20,691,446^h	\$61,312,282
[includes OWF Support Services]			
Statewide Quarterly Total [PRC Soft & Hard Services]	62,916	\$26,130,802^h	\$83,139,099



* See footnotes at the end of the report.

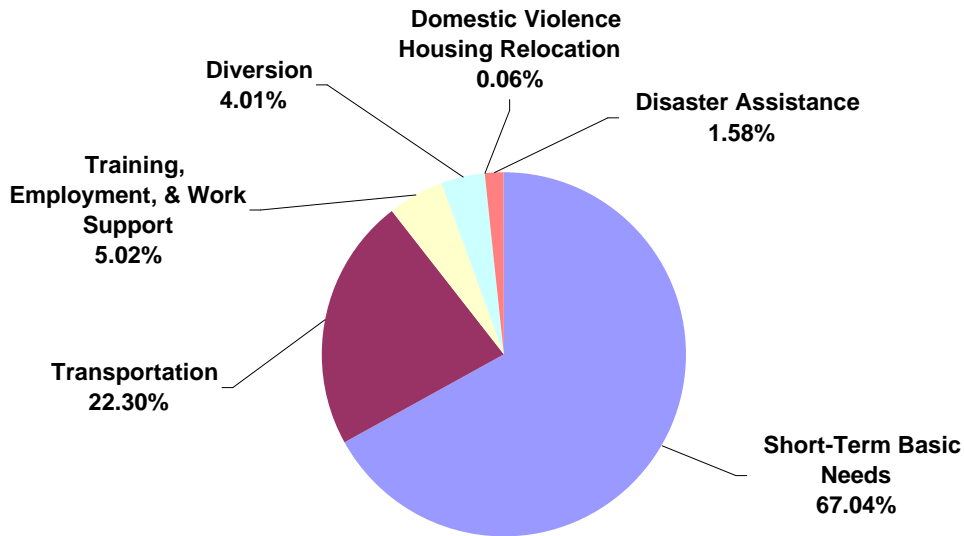
TANF PRC Hard Services^j

January - March 2004

Chart 3

Service Category ^b	Avg. Pop. Served ^c	Estimated Expenditures ^d	Y-T-D Expenditures
Short-Term Basic Needs	9,159	3,646,340	14,428,522
Transportation	2,385	1,212,992	3,852,374
Training, Employment, & Work Support	579	272,967	2,127,893
Diversion	318	217,883	822,385
Domestic Violence Housing Relocation	5	3,301	8,266
Disaster Assistance	105	85,872	587,377
TANF PRC Hard Services Quarterly Total	12,551	\$5,439,355 ^h	\$21,826,817
Statewide Quarterly Total [PRC Soft & Hard Services]	62,916	\$26,130,802 ^h	\$83,139,099

Estimated Expenditures 3Q - SFY 2004



* See footnotes at the end of the report.

TANF PRC Soft & Hard Services^k

January - March 2004

Footnotes

- a) This table represents the combination of soft and hard services.
- b) CRIS-E service categories have been consolidated into the following six categories of hard services.
Code definitions are available at URL: <http://www.state.oh.us/odhs/owf/prc/prcwebprt1.pdf>
Short-term Basic Needs (clothing and shelter) - codes 01, 02, 03, 04, 11, 21, 22, 23, 27, 28, 29, 35
Transportation (including auto expenses and auto downpayment) - codes 05, 18, 19, 32
Training, employment and work support - codes 08, 09, 13, 17, 26, 30, 31, 33, 34, 36
Diversion - code 14
Domestic Violence Housing Relocation - code 25
Disaster Assistance - code 20
- c) Since some populations could reflect duplicate numbers served across multiple categories and/or monthly reporting periods, these numbers represent a monthly average of reported totals for the reporting period.
- d) This report was introduced in July 2001 to capture information on categories of services and populations served and estimates of the distribution of expenditures that are not captured by any other measures. Therefore, this report is not designed to correspond to ODJFS Federal Fiscal reporting.
- e) Represents the combination of "Training, Employment and Career Advancement" (Soft), "Transportation" (Hard) & "Training, Employment and Work Support" (Hard).
- f) Includes "Diversion" from Hard Services.
- g) Includes "Domestic Violence Housing Relocation" from Hard Services.
- h) Totals may not add due to rounding.
- i) Does not include non-CDJFS administered TANF carve-outs for soft services. These programs are:
1. Department of Education / Head Start
 2. Department of Health / Family Planning
 3. Ohio Department of Alcohol & Drug Addiction Services / Substance Abuse Treatment and Mentoring
 4. Department of Development / TANF Housing Program
- j) Numbers may also reflect all members of an Assistance Group, while one member may be the primary or direct recipient of service.
- k) The Prevention, Retention, Contingency (PRC) Program is an Ohio TANF funded program administered by CDJFSs.
The PRC reporting system consists of two reporting mechanisms based on the two primary service categories of "hard" and "soft" services:
- * PRC "hard" services are benefits having cash value that are provided to clients. These services are reported through CRIS-E at the time of service provision. The reporting categories, codes and service definitions for hard services are listed in CRIS-E/PRC Reporting Categories.
 - * PRC "soft" services are services without cash value to the recipient (e.g., job training and education, after-school programs, etc.). Data on these services are collected through the PRC Web Reporting Tool (WRT).

Sources:

Hard services data come from the CRIS-E reporting system.
Soft services data are from the PRC Web Reporting Tool (WRT).
