

TANF PRC

PRC Services Report

October - December 2003

Fiscal Year 2004

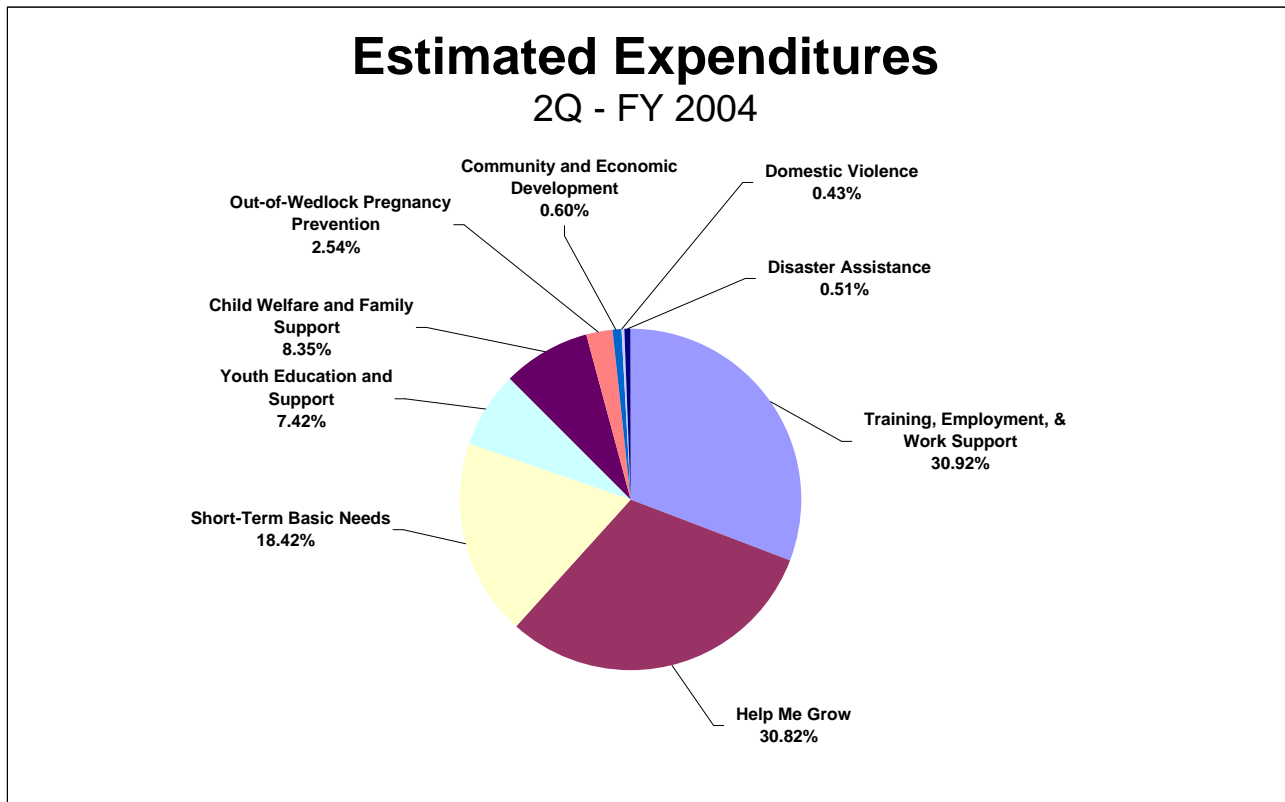
Ohio Department of Job & Family Services
Office of Research, Assessment & Accountability
Bureau of Research and Evaluation

Report of TANF PRC Services^a

October- December 2003

Chart 1

Service Category ^b	Avg. Pop. Served ^c	Estimated Expenditures ^d	Y-T-D Expenditures
Training, Employment, & Work Support ^e	10,929	\$9,045,869	\$16,660,193
Help Me Grow	25,403	9,015,591	16,470,894
Short-Term Basic Needs ^f	15,352	5,388,610	11,386,684
Youth Education and Support	5,476	2,169,318	4,636,781
Child Welfare and Family Support	10,800	2,441,392	5,427,100
Out-of-Wedlock Pregnancy Prevention	55,329	743,139	1,253,925
Community and Economic Development	0	174,642	409,680
Domestic Violence ^g	200	125,760	261,535
Disaster Assistance	136	148,492	501,505
Statewide Quarterly Total [PRC Soft & Hard Services]	123,625	\$29,252,813 ^h	\$57,008,297



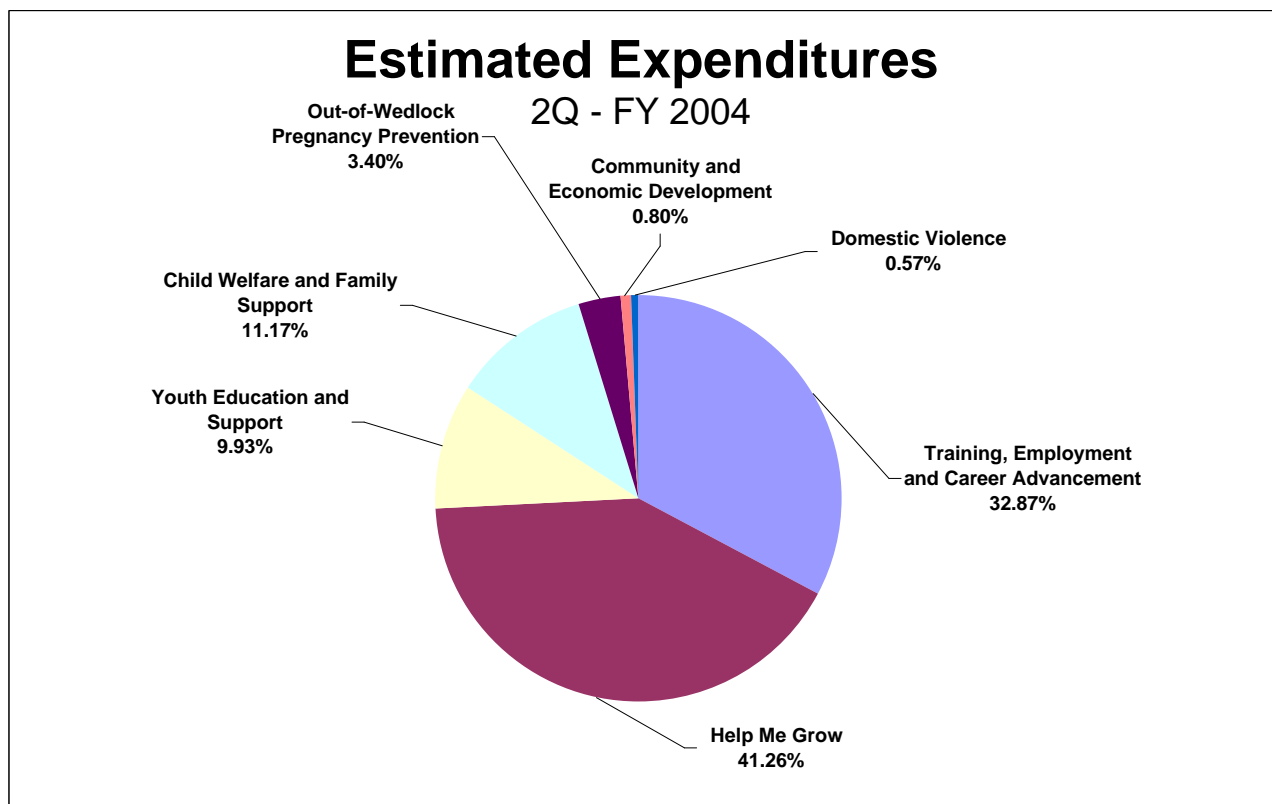
* See footnotes at the end of the report.

TANF PRC Soft Servicesⁱ

October - December 2003

Chart 2

Service Category	Avg. Pop. Served ^c	Estimated Expenditures ^d	Y-T-D Expenditures
Training, Employment and Career Advancement	7,272	7,182,503	12,165,885
Help Me Grow	25,403	9,015,591	16,470,894
Youth Education and Support	5,476	2,169,318	4,636,781
Child Welfare and Family Support	10,800	2,441,392	5,427,100
Out-of-Wedlock Pregnancy Prevention	55,329	743,139	1,253,925
Community and Economic Development	0	174,642	409,680
Domestic Violence	194	124,158	256,570
TANF - PRC Soft Services Quarterly Total	104,474	\$21,850,742^h	\$40,620,835
[includes OWF Support Services]			
Statewide Quarterly Total [PRC Soft & Hard Services]	123,625	\$29,252,813^h	\$57,008,297



* See footnotes at the end of the report.

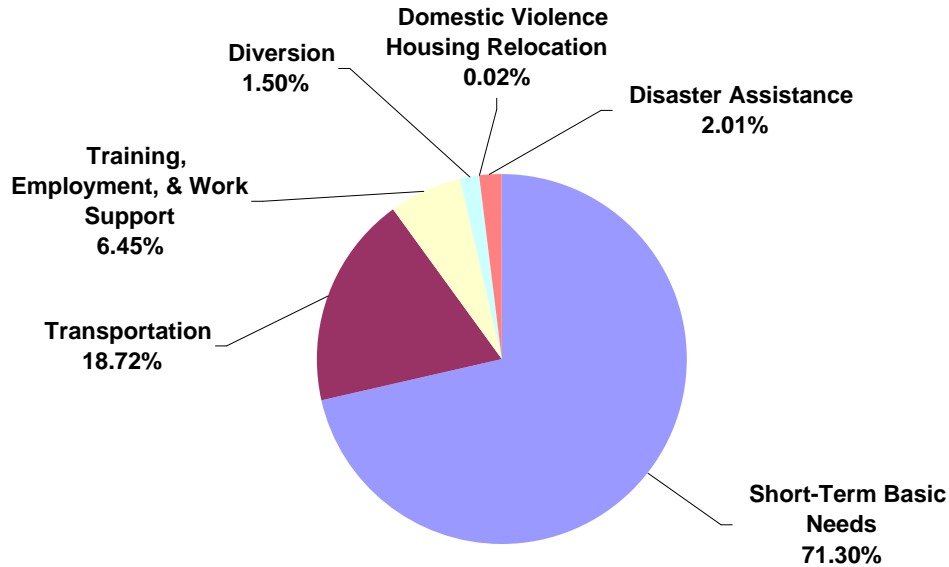
TANF PRC Hard Services^j

October - December 2003

Chart 3

Service Category ^b	Avg. Pop. Served ^c	Estimated Expenditures ^d	Y-T-D Expenditures
Short-Term Basic Needs	14,861	5,277,686	10,782,182
Transportation	2,907	1,385,619	2,639,382
Training, Employment, & Work Support	750	477,747	1,854,926
Diversion	491	110,924	604,502
Domestic Violence Housing Relocation	6	1,602	4,965
Disaster Assistance	136	148,492	501,505
TANF PRC Hard Services Quarterly Total	19,151	\$7,402,070 ^h	\$16,387,462
Statewide Quarterly Total [PRC Soft & Hard Services]	123,625	\$29,252,813 ^h	\$57,008,297

Estimated Expenditures 2Q - FY 2004



* See footnotes at the end of the report.

TANF PRC Soft & Hard Services^k

October - December

Footnotes

- a) This table represents the combination of soft and hard services.
- b) CRIS-E service categories have been consolidated into the following six categories of hard services.
Code definitions are available at URL: <http://www.state.oh.us/odhs/owf/prc/prcwebbrpt1.pdf>
Short-term Basic Needs (clothing and shelter) - codes 01, 02, 03, 04, 11, 21, 22, 23, 27, 28, 29, 35
Transportation (including auto expenses and auto downpayment) - codes 05, 18, 19, 32
Training, employment and work support - codes 08, 09, 13, 17, 26, 30, 31, 33, 34, 36
Diversion - code 14
Domestic Violence Housing Relocation - code 25
Disaster Assistance - code 20
- c) Since some populations could reflect duplicate numbers served across multiple categories and/or monthly reporting periods, these numbers represent a monthly average of reported totals for the reporting period.
- d) This report was introduced in July 2001 to capture information on categories of services and populations served and estimates of the distribution of expenditures that are not captured by any other measures. Therefore, this report is not designed to correspond to ODJFS Federal Fiscal reporting.
- e) Represents the combination of "Training, Employment and Career Advancement" (Soft), "Transportation" (Hard) & "Training, Employment and Work Support" (Hard).
- f) Includes "Diversion" from Hard Services.
- g) Includes "Domestic Violence Housing Relocation" from Hard Services.
- h) Totals may not add due to rounding.
- i) Does not include non-CDJFS administered TANF carve-outs for soft services. These programs are:
1. Department of Education / Head Start
 2. Department of Health / Family Planning
 3. Ohio Department of Alcohol & Drug Addiction Services / Substance Abuse Treatment and Mentoring
 4. Department of Development / TANF Housing Program
- j) Numbers may also reflect all members of an Assistance Group, while one member may be the primary or direct recipient of service.
- k) The Prevention, Retention, Contingency (PRC) Program is an Ohio TANF funded program administered by CDJFS's.
The PRC reporting system consists of two reporting mechanisms based on the two primary service categories of "hard" and "soft" services:
- * PRC "hard" services are benefits having cash value that are provided to clients. These services are reported through CRIS-E at the time of service provision. The reporting categories, codes and service definitions for hard services are listed in CRIS-E/PRC Reporting Categories.
 - * PRC "soft" services are services without cash value to the recipient (e.g., job training and education, after-school programs, etc.). Data on these services are collected through the PRC Web Reporting Tool (WRT).

Sources:

Hard services data come from the CRIS-E reporting system.
Soft services data are from the PRC Web Reporting Tool (WRT).