

TANF PRC

PRC Services Report



October - December 2007

State Fiscal Year 2008

Ohio Department of Job & Family Services

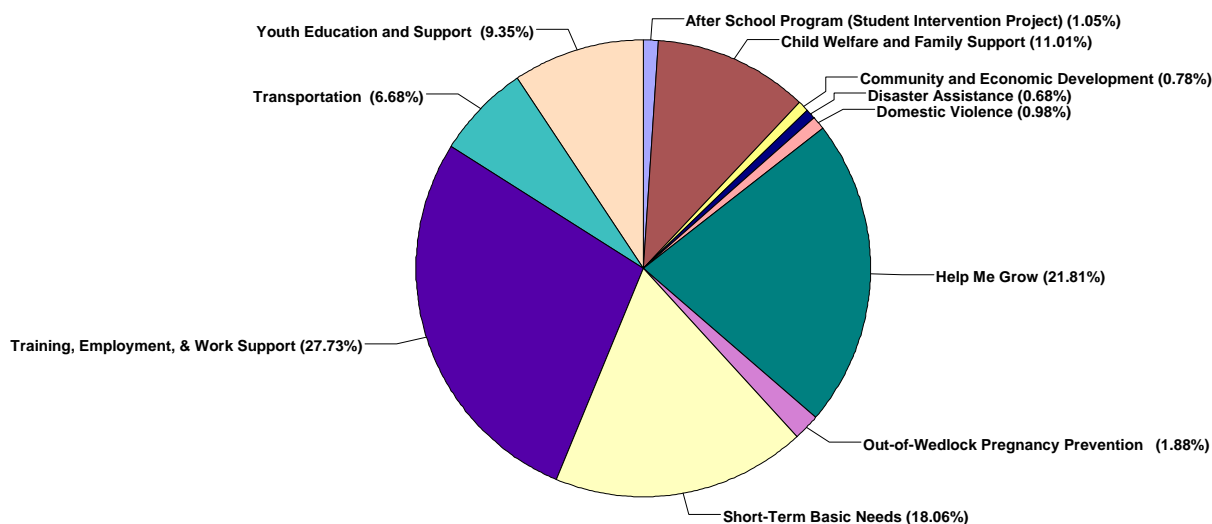
Office of Research, Assessment & Accountability

Bureau of Research and Evaluation

**Report of TANF PRC Services^a
October - December 2007**

Service Category ^b	Avg. Population Served ^c	Estimated Expenditures ^d	Y-T-D Expenditures
After School Program (Student Intervention Project)	2,746	\$480,722	\$589,550
Child Welfare and Family Support	13,677	\$5,020,132	\$10,060,688
Community and Economic Development	----	\$354,584	\$807,188
Disaster Assistance	556	\$310,360	\$543,188
Domestic Violence ^e	475	\$445,067	\$810,215
Help Me Grow	32,136	\$9,948,141	\$18,262,126
Out-of-Wedlock Pregnancy Prevention	11,588	\$855,505	\$1,386,305
Short-Term Basic Needs ^f	21,497	\$8,238,350	\$16,949,686
Training, Employment, & Work Support ^g	9,742	\$12,649,788	\$22,880,865
Transportation	7,103	\$3,046,615	\$6,383,327
Youth Education and Support	16,472	\$4,264,039	\$8,040,301
Statewide Quarterly Total^h [PRC Soft & Hard Services]	115,992	\$45,613,303	\$86,123,889

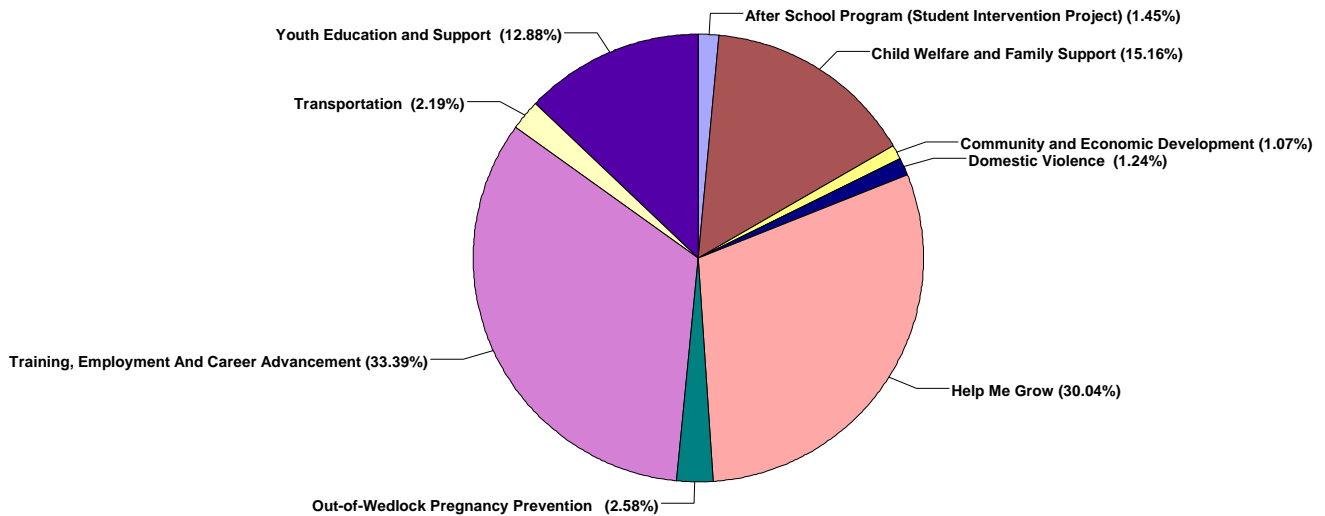
Estimated Expenditures 2nd Q - SFY 2008



TANF PRC Soft Services ⁱ
 October - December 2007

Service Category ^b	Avg. Population Served ^c	Estimated Expenditures ^d	Y-T-D Expenditures
After School Program (Student Intervention Project)	2,746	\$480,722	\$589,550
Child Welfare and Family Support	13,677	\$5,020,132	\$10,060,688
Community and Economic Development	----	\$354,584	\$807,188
Domestic Violence ^e	428	\$409,401	\$738,226
Help Me Grow	32,136	\$9,948,141	\$18,262,126
Out-of-Wedlock Pregnancy Prevention	11,588	\$855,505	\$1,386,305
Training, Employment And Career Advancement ^g	7,191	\$11,055,368	\$18,566,131
Transportation	1,816	\$726,650	\$1,416,997
Youth Education and Support	16,472	\$4,264,039	\$8,040,301
TANF - PRC Soft Services Quarterly Total^h [includes OWF Support Services]	86,054	\$33,114,542	\$59,867,512
Statewide Quarterly Total^h [PRC Soft & Hard Services]	115,992	\$45,613,303	\$86,123,889

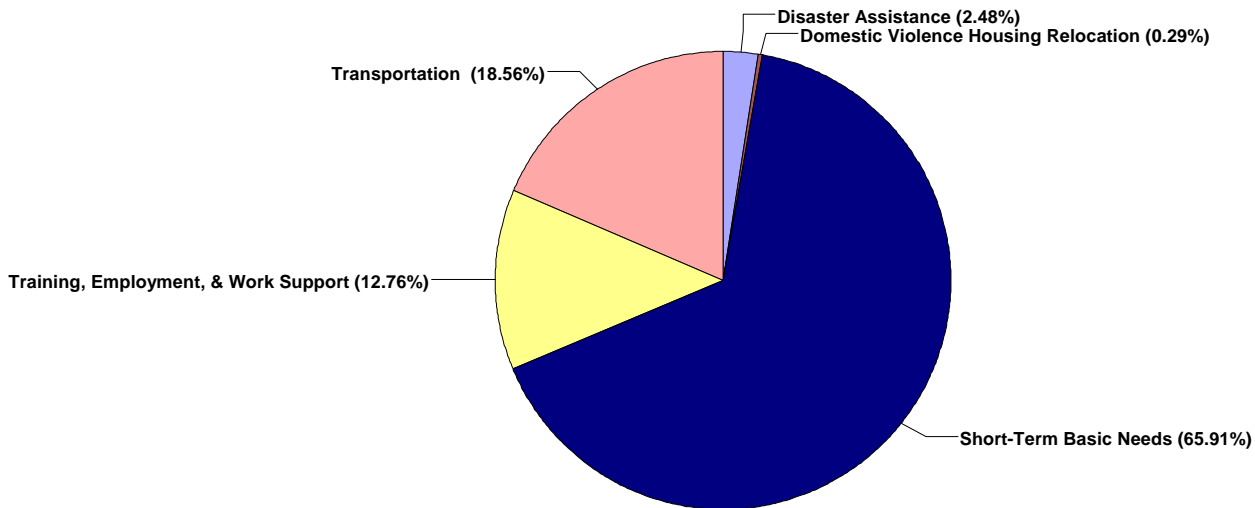
Estimated Expenditures 2nd Q - SFY 2008



TANF PRC Hard Services ^j
October - December 2007

Service Category ^b	Avg. Population Served ^c	Estimated Expenditures ^d	Y-T-D Expenditures
Disaster Assistance	556	\$310,360	\$543,188
Domestic Violence Housing Relocation	47	\$35,666	\$71,989
Short-Term Basic Needs	21,497	\$8,238,350	\$16,949,686
Training, Employment, & Work Support	2,551	\$1,594,420	\$4,314,734
Transportation	5,287	\$2,319,965	\$4,966,330
TANF PRC Hard Services Quarterly Total^h	29,938	\$12,498,761	\$26,845,927
Statewide Quarterly Total^h [PRC Soft & Hard Services]	115,992	\$45,613,303	\$86,123,889

Estimated Expenditures 2nd Q - SFY 2008



TANF PRC Soft & Hard Services^k

October - December 2007

Footnotes

- a) This table represents the combination of soft and hard services.
- b) CRIS-E service categories have been consolidated into the following six categories of hard services.
Code definitions are available at URL: <http://www.state.oh.us/odhs/owf/prc/prcwebprt1.pdf>
Short-term Basic Needs (clothing and shelter) - codes 01, 02, 03, 04, 11, 21, 22, 23, 27, 28, 29, 35
Transportation (including auto expenses and auto downpayment) - codes 05, 18, 19, 32
Training, employment and work support - codes 08, 09, 13, 14, 17, 26, 30, 31, 33, 34, 36
Domestic Violence Housing Relocation - code 25
Disaster Assistance - code 20
- c) Since some populations could reflect duplicate numbers served across multiple categories and/or monthly reporting periods, these numbers represent a monthly average of reported totals for the reporting period.
- d) This report was introduced in July 2001 to capture information on categories of services and populations served and estimates of the distribution of expenditures that are not captured by any other measures. Therefore, this report is not designed to correspond to ODJFS Federal Fiscal reporting.
- e) Includes "Domestic Violence Housing Relocation" from Hard Services.
- f) Includes "Diversion" from Hard Services.
- g) Represents the combination of "Training, Employment and Career Advancement" (Soft), "Transportation" (Hard) & "Training, Employment and Work Support" (Hard).
- h) Totals may not add due to rounding.
- i) Does not include non-CDJFS administered TANF carve-outs for soft services. These programs are:
1. Ohio Department of Alcohol & Drug Addiction Services/Substance Abuse Prevention and Treatment
 2. Department of Development/TANF Housing Program
 3. Ohio Department of Rehabilitation & Corrections/Children of Incarcerated Parents Program
 4. Ohio Rehabilitation Services Commission/Vocational Rehabilitation
- j) Numbers may also reflect all members of an Assistance Group, while one member may be the primary or direct recipient of service.
- k) The Prevention, Retention, Contingency (PRC) Program is an Ohio TANF funded program administered by CDJFSs. The PRC reporting system consists of two reporting mechanisms based on the two primary service categories of "hard" and "soft" services:
- * PRC "hard" services are benefits having cash value that are provided to clients. These services are reported through CRIS-E at the time of service provision. The reporting categories, codes and service definitions for hard services are listed in CRIS-E/PRC Reporting Categories.
 - * PRC "soft" services are services without cash value to the recipient (e.g., job training and education, after-school programs, etc.). Data on these services are collected through the PRC Web Reporting Tool (WRT).

Hard services data come from the CRIS-E reporting system.

Soft services data are from the PRC Web Reporting Tool (WRT).